



بورصة قطر  
Qatar Stock Exchange

# DELIVERING GROWTH

Annual Report 2014





P.O. Box 22114, Doha, Qatar  
Tel: 4433 3666, Fax: 4431 9233  
info@qe.qa  
www.qe.com.qa



**His Highness  
Sheikh Tamim Bin Hamad Al-Thani**  
Emir of the State of Qatar



**His Highness  
Sheikh Hamad Bin Khalifa Al-Thani**  
Father Emir

# CONTENTS

|                                  |    |
|----------------------------------|----|
| Vision and Mission               | 03 |
| Board of Directors               | 04 |
| Chairman's Message               | 06 |
| CEO's Message                    | 08 |
| QSE Achievements and Events 2014 | 10 |
| 2014 Main Indicators             | 13 |
| Statistical Tables and Charts    | 15 |

# VISION AND MISSION

## VISION

The primary aim of Qatar Stock Exchange is to support Qatar's economy by giving investors a platform through which they can trade fairly and efficiently. The Exchange is part of a comprehensive national strategy that aims to establish Qatar as a world-class international market and reinforce the country's position as a regional financial centre by introducing new trading products, technology and international investors and issuers to Doha.

## MISSION

- Develop a successful regional and international exchange with strong domestic roots.
- Help develop Qatar into the region's primary financial centre.
- Offer a diversified range of investment and trading opportunities for investors and members.
- Provide domestic and international investors with access to listed companies from Qatar and abroad.
- Be an important domestic and regional capital market for issuers to raise capital and for investors to trade securities and derivative products.
- Be a challenging and rewarding place to work.

# BOARD OF DIRECTORS



**H.E. Dr. Hussain Bin Ali Al Abdulla**  
Acting Chairman



**H.E. Mr. Ahmad Bin Muhammad  
Al-Sayed**  
Vice Chairman



**H.E. Sheikh Mohammed Bin  
Hamad Bin Jassim Al-Thani**  
Member



**Mr. Abdulrahman  
Bin Ahmad Al-Shaibi**  
Member



**Mr. Khalifa Bin Jassim  
Al Kuwari**  
Member



**Mr. Ali Bin Ahmed  
Al Kuwari**  
Member



**Mr. Rashid Bin Ali  
Al-Mansoori**  
Member



**Mr. Eric Varvel**  
Member



## CHAIRMAN'S MESSAGE

QSE has played an active role in supporting individual and corporate investors, offering diversified investment opportunities, and activating the economic landscape of the country.

Since the establishment of Doha Securities Market in 1997, Qatar Stock Exchange has represented a remarkable and important milestone in the history of Qatar's capital markets. Since that time, QSE has played an active role in supporting individual and corporate investors, offering diversified investment opportunities, and activating the economic landscape of the country.

During its eighteen years of operations, Qatar Stock Exchange has witnessed significant changes in its capacity as the focal point for continuous development efforts, targeting the capital markets in the State of Qatar. 2014 was one of the most outstanding years in QSE's history as we witnessed the positive impacts of the development efforts, which were reflected on trading volumes, indices' values, and international status.



2014 was one of the most outstanding years in QSE's history as we witnessed the positive impacts of the development efforts, which were reflected on trading volumes, indices' values, and international status.

During the past year, everyone has worked hard with great determination to implement QSE's ambitious strategy, inspired by the prudent guidance of His Highness the Emir of Qatar, Sheikh Tamim Bin Hamad Al Thani, may God protect him, who enlightened us of the need to develop Qatar Stock Exchange and the capital markets as an essential part of Qatar National Vision 2030, which aims at building a competitive and diversified national economy and transform Qatar into a regional center of economic activity and financial services through wise management of the country's economy, attracting more investments, and enhancing optimal utilization of economic resources.

The publication of this Annual Report coincides with the end of our task as QSE's Board and the formation of a new Board of Directors representing various important economic sectors in the country. I am confident that the new board will build on what has been achieved and will continue to carry the burden of responsibility and work hard to maintain QSE's bright image and strengthen its position locally, regionally and internationally.

Peace be upon you.

**Dr. Hussain Bin Ali Al Abdulla**  
Acting Chairman

# CEO'S MESSAGE



The year 2014 witnessed considerable momentum and increasing activity at QSE and was the best in terms of QSE's performance indicators since the establishment of Doha Securities Market in Qatar.

By the grace of God, Qatar Stock Exchange ended 2014 with further achievements and remarkable progress in its quest to realize its vision of becoming a major and advanced regional market in the GCC and MENA regions and accomplish its mission of providing an organized, fair, and efficient market to serve Qatari and foreign investors by offering diversified products, raising local investment awareness and securing a safe trading environment that is distinguished, legislatively and technically.

2014 witnessed positive developments at the national level as well as on the level of QSE. These developments were the result of great efforts that have been made at various levels, ending the year with outstanding achievements that are a source of pride for our country and its people. The year 2014 witnessed considerable momentum and increasing activity at QSE and was the best in terms of QSE's

performance indicators since the establishment of Doha Securities Market in Qatar, which contributed to increase the interest in QSE on both local and international levels. The QSE trading volumes multiplied several times during 2014 which reflects the relative importance of this significant economic institution in our national economy.

QSE's exceptional performance in 2014 is attributed to the policies adopted by the Qatari government - upon the directives of H.H. the Emir of Qatar, Sheikh Tamim Bin Hamad Al Thani, with the aim of bolstering investments in the State of Qatar. All these enhancements led to exceptionally positive results and the upgrade of the Qatari market to 'emerging market status' by MSCI and S&P Dow Jones. This was accompanied by attracting more investors and raising their trust in the market. This resulted in directing more investments into Qatar's stock market, especially after the successful listing of Mesaieed Petrochemical Holding Company on Qatar Stock Exchange.

During 2014, QSE actively participated in many Arab, regional and international conferences, meetings, and seminars, and received many Arab and foreign delegations. QSE also hosted the World Exchange Congress (WEC) and became a full member in the World Federation of Exchanges (WFE). In addition, the CEO of Qatar Stock Exchange was elected as a Board Member of WFE.

During 2014, QSE continued to exert more efforts towards promoting and increasing investment awareness by holding numerous training sessions targeting various segments of the society, covering both citizens and residents. More than 4,500 persons comprising public investors, university and school students, brokerage and corporate employees have benefited from the sessions held directly by QSE or indirectly by QFIS as part of the MoU signed between the two parties. QSE also

held numerous seminars and workshops covering various specialized topics of interest related to new initiatives and products such as the liquidity provision scheme and ETFs.

The year 2014 witnessed great efforts to develop QSE at all levels; an endeavour that will be pursued in its future plans. Some of the most important objectives of QSE include attracting domestic and foreign listings and issuers, continuing to introduce itself to the public, bolstering interaction with the local community and promoting awareness of its role in the national economy.

What has been achieved are the fruits of several years of ongoing efforts and perseverance. None of those achievements would have been realized without the continuous support of the capital markets institutions and the Board of Qatar Stock Exchange and the tireless efforts of all QSE managers and employees. To all those parties, I would like to extend my sincere thanks and gratitude, wishing further progress and prosperity to our youthful state under the wise leadership of His Highness the Emir of Qatar, Sheikh Tamim Bin Hamad Al Thani.

Peace be upon you.

**Mr. Rashid Bin Ali Al-Mansoori**

Chief Executive Officer

# QSE ACHIEVEMENTS AND EVENTS 2014

## **RAISING FOREIGN OWNERSHIP LIMITS**

On May 25<sup>th</sup> 2014, His Highness the Emir Sheikh Tamim Bin Hamad Al Thani, President of the Supreme Council for Economic Affairs and Investment (SCEAI), instructed to increase the foreign ownership limits in companies listed on Qatar Stock Exchange. According to the directions of H.H the Emir, GCC citizens will be treated as Qatari citizens in terms of ownership in the companies listed on Qatar Stock Exchange and non-Qataris, who are not citizens of any of the GCC countries, are permitted to own shares in Qatari companies listed on Qatar Stock Exchange with a percentage not exceeding 49% of the capital of any of the companies listed on QSE, subject to the decision of each company to amend its articles of association.

Pursuant to the directives of H.H the Emir, the calculation of the non-Qatari ownership percentage in the shares of companies listed on Qatar Stock Exchange shall be based on the total capital and not on free float only of each company.

## **S&P DOW JONES UPGRADES QATAR TO ITS 'EMERGING MARKET INDEX' AS OF 22 SEPTEMBER**

Standard & Poor's (S&P) Dow Jones announced that the decision issued in October 2013 to upgrade the classification of the Qatari market from 'frontier' to 'emerging market' status has become valid as of September 22<sup>nd</sup> 2014.

## **MSCI ADDS TEN COMPANIES TO 'EMERGING MARKETS INDEX'**

MSCI Inc., the global index provider, announced the inclusion of ten Qatari listed companies in their benchmark 'emerging market index'. To support and promote this announcement, Qatar Stock Exchange partnered with QNB Financial Services in arranging an international roadshow, with the cooperation of Bank of America Merrill Lynch in New York and Deutsche Bank in London. It was designed to complement the ongoing investor relation activities of the listed companies. The events were designed to reinforce Qatar's compelling investment story. The events were attended by 14 listed companies and over 70 fund managers from over 50 major institutions.

## **THE WORLD EXCHANGE CONGRESS HELD IN DOHA**

On 25<sup>th</sup> and 26<sup>th</sup> March 2014 and under the patronage of His Excellency Sheikh Abdullah Bin Nasser Bin Khalifa Al-Thani, Prime Minister and Minister of Interior, the World Exchange Congress was held in Doha with participation of more than 300 top financial and corporate officials from around 50 countries.

The World Exchange Congress, which held its 9th annual session in Qatar for the first time in the region, is widely recognized as the most prestigious and respected platform for senior exchange and trading venue executives and their partners.

### **MESAIEED PETROCHEMICAL HOLDING COMPANY (MPHC) LISTED ON THE EXCHANGE**

On February 26<sup>th</sup> 2014, Mesaieed Petrochemical Holding Company (MPHC) was listed on Qatar Stock Exchange (QSE), thereby raising the number of listed companies to 43.

### **CEO OF QATAR STOCK EXCHANGE ELECTED AS A BOARD MEMBER OF WFE**

During the 2014 Annual Meetings held in Seoul on October 27<sup>th</sup> 2014, Mr. Rashid Bin Ali Al-Mansoori, CEO of Qatar Stock Exchange, was elected as a Board Member of the World Federation of Exchanges (WFE). The meetings also resulted in the election of a new Board Chairman, Vice Chairman, Chairman of the Working Committee, and a number of Board Members.

WFE is a central reference point for the securities industry, and for exchanges themselves. WFE offers members guidance on their business strategies, and on improvements and harmonization of their management practices. WFE develops and promotes standards in markets, publishes research on topical subjects, and supports reform, international cooperation and coordination among regulators.

WFE exchanges are home to more than 45,000 listed companies and the WFE statistics database covers more than 350 indicators and 70 years of data from exchanges worldwide.

### **COMPLETING A TRAINING PROGRAM FOR QSE DIRECTORS ON STRATEGIC PLANNING AND EFFECTIVE LEADERSHIP**

In collaboration with Teamwork International, a leading provider of specialized training services, Qatar Stock Exchange held an integrated training program on leadership development and strategic planning. The training, which conformed with the highest international standards in the development of executive leaders, targeted QSE directors and department heads in line with the strategy of the exchange to develop the capabilities and skills of its employees.

The program, which was concluded on March 16<sup>th</sup> 2014, included intense theoretical and practical sessions and the participating candidates received an accredited certificate at the conclusion of the year-long training program.

### **QSE ORGANIZED NEW YORK AND LONDON INVESTMENT FORUMS**

During the period 5 to 10 May 2014, Qatar Stock Exchange, in collaboration with QNB Financial Services conducted a week-long roadshow that aimed to support the further development and

practice of QSE's listed companies' investor relations. The forums were hosted by Bank of America Merrill Lynch in New York and Deutsche Bank in London. Numerous Qatari listed companies participated in the forums to emphasise to the fund managers their particular investment themes.

### **QSE BREAKS ALL RECORDS**

On May 29<sup>th</sup> 2014, Qatar Stock Exchange had an exceptional trading session to mark the introduction of the MSCI Qatar Index into the MSCI Emerging Markets index. Total volume traded reached QR 4,583,738,718.83 shattering the previous record volume of QR 2.351 bn on June 9<sup>th</sup>, 2008 while the QSE Index finished on an all-time closing high of 13,694.19. Other significant milestones included daily trades (22,170) and orders (44,951).

### **PARTICIPATION IN A JOINT WORKSHOP ON EMPOWERING SMEs IN QATAR**

In cooperation with Doha Bank, Qatar Stock Exchange participated in a workshop titled 'Empowering SMEs'. The workshop, which was held on September 8<sup>th</sup> 2014, was attended by CEOs/top management officials from Qatar Stock Exchange, Doha Bank, Qatar Development Bank, Enterprise Qatar, QBIC and UK Trade Investment center, who met together to discuss and highlight opportunities for SMEs to grow and flourish.

### **INVESTOR RELATIONS CONFERENCE WITH JP MORGAN AND MEIRS**

On September 22<sup>nd</sup> 2014, Qatar Stock Exchange and J.P. Morgan joined forces to host the 5th Annual Investor Relations Conference in Doha, in association with the Middle East Investor Relations Society (MEIRS).

The topics and aim of the workshop were to support the further development and practice of investor relations (IR) in Qatar, in line with the increasing growth and significance of QSE as an international capital market and the growing importance of regional and international investors to Qatari companies. Topics on investor outreach, investor relations strategy, investor sentiment towards Qatar and new technologies in investor relations were all discussed.

### **HOLDING A SEMINAR ENTITLED 'INTRODUCING LIQUIDITY PROVISION'**

As part of its efforts to increase the awareness of investors about the liquidity provision scheme and its importance for investors and listed stocks, Qatar Stock Exchange held a seminar entitled 'Introducing Liquidity Provision' at the Four Seasons Hotel in the presence of its liquidity provision partners, namely The Group Securities and QNB Financial

Services. The event was sponsored by Commercial bank Investment Services and Horizon Software.

The seminar aimed at introducing the liquidity provision scheme and its benefits to the issuers and market participants.

#### **PARTICIPATION IN THE BERLIN ECONOMIC FORUM**

Qatar Stock Exchange participated in the Berlin Economic Forum 2014-24 held in the German capital from 8 to 10 November 2014. The 2014 Annual Conference was held at the same time as the Berlin celebrations of the 25th Anniversary of the fall of the Berlin Wall.

Mr. Rashid Bin Ali Al-Mansoori, CEO of Qatar Stock Exchange, participated in the event and delivered a speech, entitled 'Sustainability: The view from the floor of an emerging market stock exchange'.

The Berlin Economic Forum is the world's leading Sustainable Economies EXPO. The Forum consisted of presentations, lectures and seminars held by leading corporations and chief experts within the field, and included panel discussions, workshops, interactive sessions and social activities.

#### **HOLDING A SEMINAR ON EXCHANGE TRADED FUNDS (ETFs)**

On December 1<sup>st</sup> 2014, Qatar Stock Exchange hosted an ETF Liquidity Provision workshop for the financial industry participants i.e. QSE broker members, custodians, asset managers, and QCSD.

The interactive workshop had active participation from the attendees who also discussed the ETF products for the Qatari market and the benefits it would bring to the investors by allowing them to diversify their holdings and to allow them new investment opportunities.

#### **CONDUCTING A SUCCESSFUL INDUSTRY-WIDE BCP TEST**

On December 6<sup>th</sup>, Qatar Stock Exchange carried out a successful industry-wide test of its Business Continuity Plan, demonstrating the readiness of the Exchange and the market participants to continue operations in the event of an emergency.

#### **KOREAN AMBASSADOR VISITS QSE**

On April 14<sup>th</sup> 2014, His Excellency Mr. Keejong Chung, Ambassador of the Republic of Korea, paid a visit to Qatar Stock Exchange, during which he met with the CEO Mr. Rashid Bin Ali Al-Mansoori and discussed the prospects of cooperation between the two countries in the areas of capital markets and investments.

#### **QSE CSR AND EDUCATIONAL CAMPAIGNS**

QSE continued to exert more efforts towards promoting and increasing investment awareness by holding numerous training sessions targeting various segments of the society and covering both citizens and residents. More than 4,500 persons comprising public investors, university and school students, brokerage and corporate employees benefited from the sessions held directly by QSE or indirectly by QFIS as part of the MoU signed between the two parties. QSE also held numerous seminars and workshops covering various specialized topics of interest related to new initiatives and products such as the liquidity provision scheme and ETFs.

QSE was also honoured on December 23<sup>rd</sup> 2014 during the Corporate Social Responsibility Forum for its sponsorship of the event and its contribution towards promoting CSR within the State of Qatar.

#### **SME SUBSIDY PROGRAM**

Qatar Stock Exchange and QDB announced the launch of the SME subsidy programme to assist Small and Medium Enterprises (SMEs) by meeting some of the costs of preparing to list on the QE Venture Market (QEVN).

#### **A DELEGATION FROM HONG KONG EXCHANGES AND CLEARING LIMITED VISITS QSE**

On September 16<sup>th</sup> 2014, a delegation from Hong Kong Exchanges and Clearing Limited, headed by Mr. James Fok, Head of Group Strategy, visited Qatar Stock Exchange and met with Mr. Rashid Bin Ali Al-Mansoori, CEO of Qatar Stock Exchange, and a number of departmental directors. Mr. Fok, who was briefed on a number of developments witnessed by Qatar Stock Exchange, made a presentation on the opportunities available for investment in the Chinese stock market.

#### **QSE PRESENCE ON SOCIAL MEDIA CHANNELS**

Qatar Stock Exchange officially launched its digital presence on all major social media channels in 2014. The Exchange will continue to provide extensive updates on these channels, which will, in term, offer insights, market updates and event notifications to the investment community and all subscribed users.

# 2014 MAIN INDICATORS

| End of Period Data                 | 2014      | 2013      | 2012     | 2011     | 2010     |
|------------------------------------|-----------|-----------|----------|----------|----------|
| No. of Listed Companies            | 43        | 42        | 42       | 42       | 43       |
| No. of Brokerage Firms             | 11        | 11        | 11       | 10       | 7        |
| Market Capitalization (QR Million) | 676,792   | 555,606   | 459,884  | 457,352  | 450,203  |
| General Price Index                | 12,285.78 | 10,379.59 | 8,358.94 | 8,779.03 | 8,681.65 |

| Period's Data                    | 2014            | 2013           | 2012           | 2011           | 2010           |
|----------------------------------|-----------------|----------------|----------------|----------------|----------------|
| Volume of Traded Shares (Shares) | 4,439,856,747   | 1,937,534,283  | 2,428,190,041  | 2,302,769,616  | 2,094,391,542  |
| Value of Traded Shares (QR)      | 199,292,756,279 | 74,886,053,777 | 70,673,865,500 | 83,419,417,460 | 67,185,287,877 |
| Number of Transactions           | 2,058,604       | 961,811        | 881,638        | 1,119,099      | 1,052,392      |
| Number of Trading Days           | 248             | 246            | 252            | 252            | 251            |
| Average Daily Trading Value (QR) | 803,599,824     | 304,414,853    | 280,451,847    | 331,029,434    | 267,670,470    |
| No. of New Issues                | 1               | 0              | 0              | 0              | 1              |
| Value of New Issues (QR Million) | 12,563          | 0              | 0              | 0              | 1,000          |

# STATISTICAL TABLES AND CHARTS



| List of Companies Listed on QSE       |                                       |                                       | قائمة الشركات المدرجة في بورصة قطر |                              |                            |
|---------------------------------------|---------------------------------------|---------------------------------------|------------------------------------|------------------------------|----------------------------|
| الرمز<br>Symbol                       | اسم الشركة<br>Company Name            | هاتف<br>Phone                         | فاكس<br>Fax                        | الموقع الإلكتروني<br>Website |                            |
| <b>BANKS &amp; FINANCIAL SERVICES</b> |                                       | <b>البنوك والخدمات المالية</b>        |                                    |                              |                            |
| QNBK                                  | QNB                                   | QNB                                   | 44407407                           | 44137753                     | www.qnb.qa                 |
| QIBK                                  | Qatar Islamic Bank                    | مصرف قطر الإسلامي                     | 44448444                           | 44412700                     | www.qib.com.qa             |
| CBQK                                  | Commercial Bank                       | البنك التجاري القطري                  | 44490000                           | 44411268                     | www.cbq.qa                 |
| DHBK                                  | Doha Bank                             | بنك الدوحة                            | 44456600                           | 44416631                     | www.dohabank.com.qa        |
| ABQK                                  | Al Ahli Bank                          | البنك الأهلي                          | 44232222                           | 44232323                     | www.ahlibank.com.qa        |
| QIIB                                  | Qatar International Islamic Bank      | بنك قطر الدولي الإسلامي               | 44840001                           | 44444101                     | www.qiib.com.qa            |
| MARK                                  | Masraf Al Rayan                       | مصرف الريان                           | 44253333                           | 44351720                     | www.alrayan.com            |
| KCBK                                  | Al Khaliji Commercial Bank            | البنك الخليجي التجاري                 | 44940494                           | 44940808                     | www.alkhaliji.com          |
| NLCS                                  | Al-Ijarah Holding                     | الإجارة القابضة                       | 44100400                           | 44444132                     | www.alijarah.com           |
| DBIS                                  | Dlala Brokerage & Investment Holding  | دلالة للوساطة والاستثمار القابضة      | 44440900                           | 44440700                     | www.dlalaholding.com       |
| QOIS                                  | Qatar Oman for Investment             | قطر وعمان للاستثمار                   | 44914888                           | 44914887                     | www.qatar-oman.com         |
| IHGS                                  | Islamic Holding Group                 | المجموعة الإسلامية القابضة            | 44498877                           | 44498854                     | www.islamicholding.com.qa  |
| <b>CONSUMER GOODS &amp; SERVICES</b>  |                                       | <b>الخدمات والسلع الاستهلاكية</b>     |                                    |                              |                            |
| ZHCD                                  | Zad Holding                           | شركة زاد القابضة                      | 44415000                           | 44438137                     | www.zad.com.qa             |
| QGMD                                  | Qatar German for Medical Devices      | القطرية الألمانية للمستلزمات الطبية   | 44581201                           | 44581328                     | www.qgmd.com               |
| SIIS                                  | Salam International                   | السلام العالمية للاستثمار المحدودة    | 44833542                           | 44833576                     | www.salaminternational.com |
| MCGS                                  | Medicare Group                        | المجموعة للرعاية الطبية               | 44898804                           | 44898803                     | www.medicare.com.qa        |
| QCFS                                  | Qatar Cinema & Film Distributing      | قطر للسينما وتوزيع الافلام            | 44671620                           | 44671511                     | www.qatarcinemas.com       |
| QFLS                                  | Qatar Fuel                            | قطر للوقود                            | 40217000                           | 44427700                     | www.woqod.com.qa           |
| WDAM                                  | Widam Food Co.                        | شركة ودام الغذائية                    | 44433331                           | 44433340                     | www.mawashi.com.qa         |
| MERS                                  | Al Meera Consumer Goods               | شركة الميرة للمواد الاستهلاكية        | 40119111                           | 40119113                     | www.almeera.com            |
| <b>INDUSTRIALS</b>                    |                                       | <b>الصناعة</b>                        |                                    |                              |                            |
| QIMD                                  | Qatar Industrial Manufacturing        | القطرية للصناعات التحويلية            | 44831199                           | 44837878                     | www.qimc.com.qa            |
| QNCD                                  | Qatar National Cement                 | قطر الوطنية لصناعة الاسمنت            | 44693800                           | 44693900                     | www.qatarcement.com        |
| IQCD                                  | Industries Qatar                      | صناعات قطر                            | 44308681                           | 44308628                     | www.industriesqatar.com.qa |
| QIGD                                  | Qatari Investors Group                | مجموعة المستثمرين القطريين            | 44861926                           | 44860976                     | www.qatariinvestors.com    |
| QEWS                                  | Qatar Electricity & Water             | الكهرباء والماء القطرية               | 44858585                           | 44831116                     | www.qewc.com               |
| MCCS                                  | Mannai Corporation                    | مجمع شركات المناعي                    | 44558888                           | 44558824                     | www.mannai.com             |
| AHCS                                  | Aamal Holding                         | أعمال القابضة                         | 44350666                           | 44350777                     | www.aamal.com.qa           |
| GISS                                  | Gulf International Services           | الخليج الدولية للخدمات                | 44308681                           | 44308628                     | www.gis.com.qa             |
| MPHC                                  | Mesaieed Petrochemical Holding        | مسيعيد للبتروكيماويات القابضة         | 40132055                           | 40139729                     | www.mphc.qa                |
| <b>INSURANCE</b>                      |                                       | <b>التأمين</b>                        |                                    |                              |                            |
| QATI                                  | Qatar Insurance                       | قطر للتأمين                           | 44962222                           | 44831569                     | www.qatarinsurance.com     |
| DOHI                                  | Doha Insurance                        | الدوحة للتأمين                        | 44335000                           | 44657777                     | www.dicqatar.com           |
| QGRI                                  | Qatar General Insurance & Reinsurance | القطرية العامة للتأمين وإعادة التأمين | 44282222                           | 44437302                     | www.qgirco.com             |
| AKHI                                  | Al-Khaleej Takaful Group              | مجموعة الخليج التكافلي                | 44041111                           | 44041122                     | www.alkhaleejtakaful.com   |
| QISI                                  | Qatar Islamic Insurance               | الاسلامية القطرية للتأمين             | 44658888                           | 44550111                     | www.qiic.com.qa            |
| <b>REAL ESTATE</b>                    |                                       | <b>العقارات</b>                       |                                    |                              |                            |
| UDCD                                  | United Development                    | المتحدة للتنمية                       | 44098301                           | 44098372                     | www.udcqatar.com           |
| BRES                                  | Barwa Real Estate                     | شركة بروة العقارية                    | 44088888                           | 44088885                     | www.barwa.com.qa           |
| ERES                                  | Ezdan Holding Group                   | مجموعة إزدان القابضة                  | 44094001                           | 44112972                     | www.ezdanholding.qa        |
| MRDS                                  | Mazaya Qatar Real Estate Development  | شركة مزايا قطر للتطوير العقاري        | 40121212                           | 40121213                     | www.mazayaqatar.com        |
| <b>TELECOMMUNICATION</b>              |                                       | <b>الاتصالات</b>                      |                                    |                              |                            |
| VFQS                                  | Vodafone Qatar                        | فودافون قطر                           | 8007111                            | 44096667                     | www.vodafone.qa            |
| ORDS                                  | Ooredoo                               | Ooredoo                               | 44400400                           | 44830011                     | www.ooredoo.qa             |
| <b>TRANSPORTATION</b>                 |                                       | <b>النقل</b>                          |                                    |                              |                            |
| QNNS                                  | Qatar Navigation (Milaha)             | الملاحة القطرية                       | 44949666                           | 44833244                     | www.milaha.com             |
| GWCS                                  | Gulf Warehousing                      | الخليج للمخازن                        | 44023508                           | 44023655                     | www.gulfwarehousing.qa     |
| QGTS                                  | Qatar Gas Transport (Nakilat)         | قطر لنقل الغاز المحدودة (ناقلات)      | 44998111                           | 44326788                     | www.nakilat.com.qa         |

## QSE Brokerage Firms

## شركات الوساطة في بورصة قطر

## المجموعة للأوراق المالية

**The Group Securities**

The Group Building  
C- Ring Road, Doha, Qatar  
PO Box: 1555  
Phone: 4444 4444/4448 7888  
Fax: 4423 7220  
support@thegroup.com.qa  
www.thegroup.com.qa

## مجموعة الاستثمارات الخليجية

**Gulf Investment Group**

Second Floor, Building 4, Financial Square  
C Ring Road, Doha, Qatar  
PO Box: 4470  
Phone: 4465 3030/4465 4599  
Fax: 4465 4605  
info@gig.com.qa  
www.gig.com.qa

## شركة قطر للأوراق المالية

**Qatar Securities Company**

Al Khaleej Insurance Building  
Bank Street, Doha, Qatar  
PO Box: 33083  
Phone: 4425 5255  
Fax: 4425 5238  
info@qsc.qa  
www.qsc.qa

## الشركة العالمية للأوراق المالية

**International Financial Securities Co.**

Doha, Qatar  
PO Box: 7350  
Phone: 4444 4770  
Fax: 4436 5039  
info@ifsc-qatar.com  
www.ifsc-qatar.com

## الشركة الإسلامية للأوراق المالية

**Islamic Financial Securities Company**

Grand Hamad Street  
PO Box: 12402, Doha, Qatar  
Phone: 4449 8888/4431 5000  
Fax: 4449 8802/4431 4000  
info@islamicbroker.com.qa  
www.islamicbroker.biz

## دلالة للوساطة

**Dlala Brokerage Co. L.L.C.**

Salwa Road, Doha, Qatar  
PO Box: 24571  
Phone: 4428 4444  
Fax: 4428 4222  
info@dlalabrokerage.com  
www.dlalabrokerage.com

## دلالة الإسلامية

**Dlala Islamic Co. L.L.C.**

Salwa Road, Doha, Qatar  
PO Box: 24571  
Phone: 4428 5555  
Fax: 4428 5333  
info@dlalaislamic.com  
www.dlalaislamic.com

## QNB للخدمات المالية

**QNB Financial Services SPC**

Qatar Sports Club, West Bay, Doha, Qatar  
PO Box: 24025  
Phone: 4476 6666  
Fax: 4476 6660  
info@qnbfs.com.qa  
www.qnbfs.com.qa

## البنك التجاري للخدمات الاستثمارية

**Commercial Bank Investment Services**

2nd Floor, Commercial Bank,  
Grand Hamad Street, Doha, Qatar  
PO Box: 3232  
Phone: 4449 5050  
Fax: 4441 9578  
brokers@cbq.qa  
www.cbinvest.qa

## شركة الأهلي للوساطة

**Ahli Brokerage Company**

1st Floor, Ahlibank Building  
Salwa Road, Doha, Qatar  
PO Box: 24177  
Phone: 4011 0333  
Fax: 4437 0055  
brokerage@ahlibrokerage.com.qa  
www.ahlibrokerage.com.qa

## شركة الريان للوساطة المالية

**Al Rayan Financial Brokerage Co.**

Al Emadi Financial Square  
C Ring & Muntazah Signal, Bldg. #2, Office #2  
Doha, Qatar  
PO Box: 23623  
Phone: 4423 7373  
Fax: 4423 7220  
info.Arb@alrayan.com  
www.alrayan.com/en/brokerage

## QSE Custodians

## أمناء الحفظ في بورصة قطر

## ستاندر تشارترد

## Standard Chartered

P.O. Box 29

Tel: 44248391, Fax: 44248394

qa.securities-services@sc.com

http://wholesalebanking.

standardchartered.com/en/capabilities/

transactionbanking/Pages/securities

service.aspx

## بنك قطر الوطني

## QNB

P.O. Box 1000

Tel: 44383345, Fax: 44382264

custodyoperations@qnb.com.qa

http://www.qnb.com.qa

## إتش إس بي سي

## HSBC

P.O. Box 57

Tel: 44383345, Fax: 44382264

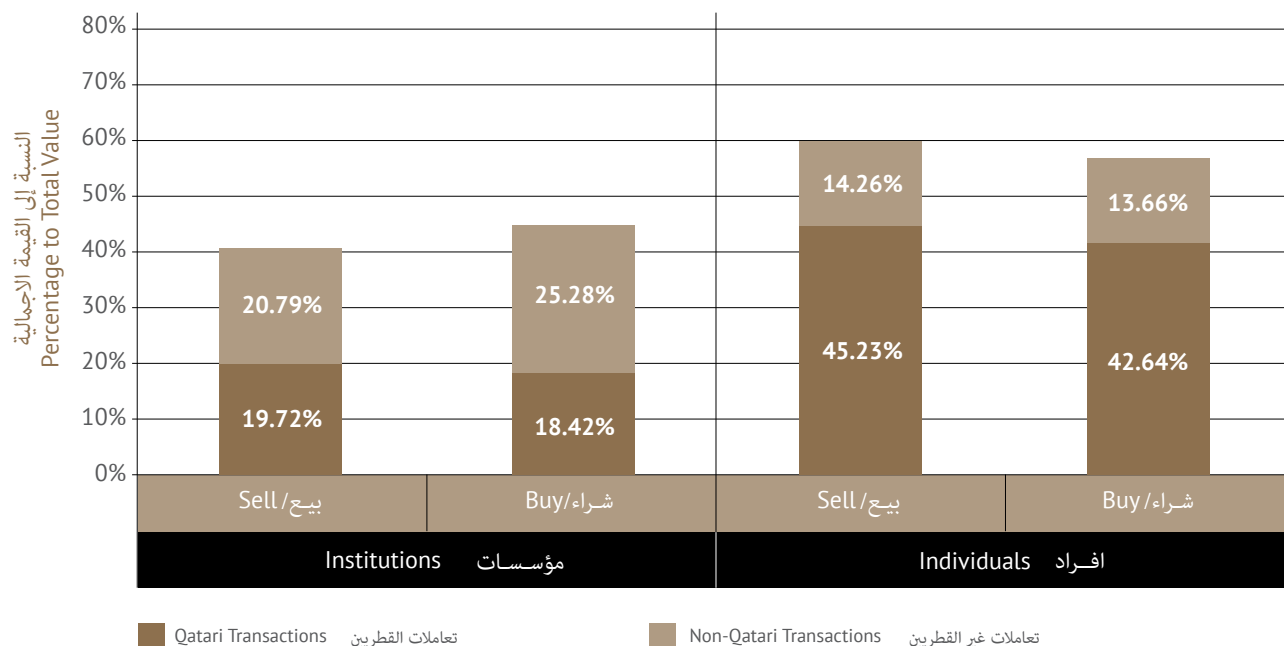
shreen.abeysekera@hsbc.com

http://www.hsbcnet.com/hs

نسب تعاملات المستثمرين عام - 2014  
Percentage of Shares Trading by Investors Type during the Year 2014

| النسبة إلى القيمة الإجمالية<br>Percentage to Total Value |  | المساهمين<br>Investors |                        |
|--|--|------------------------|------------------------|
| تعاملات غير القطرين<br>Non-Qatari Transactions           | تعاملات القطرين<br>Qatari Transactions |                        |                        |
| 13.66%   | 42.64%                                 | Buy / شراء             | افراد<br>Individuals   |
| 14.26%   | 45.23%                                 | Sell / بيع             |                        |
| 25.28%   | 18.42%                                 | Buy / شراء             | مؤسسات<br>Institutions |
| 20.79%   | 19.72%                                 | Sell / بيع             |                        |

نسب تعاملات المستثمرين - 2014  
Percentage of Investors' Transactions - 2014



# نشرة التداول السنوية من 01.01.2014 إلى 31.12.2014 Yearly Trade Report from 01.01.2014 to 31.12.2014

| القطاع<br>Sec.   | الشركة<br>Company                     | عدد الأسهم<br>Traded<br>Volume | قيمة الأسهم<br>Traded Value<br>(QR) | عدد الصفقات<br>Number of<br>Transactions | سعر الافتتاح<br>Open<br>Price | أعلى سعر<br>High<br>Price | أدنى سعر<br>Low<br>Price | سعر الإغلاق<br>Closing Pr.<br>(LTP) | السعر المتوسط<br>All day<br>VWAP | سعر الإغلاق السابق<br>Previous Closing<br>Price | التغير عن الإغلاق السابق<br>Price Change | %       |
|--|---------------------------------------|--------------------------------|-------------------------------------|--|-------------------------------|---------------------------|--------------------------|-------------------------------------|----------------------------------|---|--|---------|
| البنوك والخدمات المالية<br>Banks and Financial<br>Services | QNB                                   | 84,837,180                     | 16,677,483,102.20                   | 86,549                                   | 173.00                        | 237.00                    | 160.00                   | 212.90                              | 196.58                           | 172.00  | 40.90                                    | 23.78%  |
|  | مصرف قطر الإسلامي                     | QIBK                           | 5,507,420,456.80                    | 47,118                                   | 69.50                         | 126.00                    | 69.50                    | 102.20                              | 96.69                            | 69.00   | 33.20                                    | 48.12%  |
|  | البنك التجاري القطري                  | CBQK                           | 6,387,699,453.60                    | 47,459                                   | 70.70                         | 78.90                     | 59.90                    | 68.50                               | 70.21                            | 70.80   | -2.30                                    | -3.25%  |
|  | بنك الدوحة                            | DHBK                           | 5,601,808,872.55                    | 44,064                                   | 58.20                         | 68.30                     | 49.05                    | 57.00                               | 60.53                            | 58.20   | -1.20                                    | -2.06%  |
|  | البنك الأهلي                          | ABQK                           | 170,223,679.20                      | 1,749                                    | 57.00                         | 67.10                     | 46.00                    | 54.60                               | 56.79                            | 55.00   | -0.40                                    | -0.73%  |
|  | بنك قطر الدولي الإسلامي               | QIHK                           | 3,916,092,177.70                    | 35,013                                   | 61.00                         | 95.40                     | 61.00                    | 81.70                               | 82.54                            | 61.70   | 20.00                                    | 32.41%  |
|  | مصرف الريان                           | MARK                           | 47,444,334                          | 168,744                                  | 31.30                         | 67.00                     | 31.30                    | 44.20                               | 50.36                            | 31.30   | 12.90                                    | 41.21%  |
|  | بنك الخليج التجاري                    | KCBK                           | 17,964,295,462.65                   | 157,09                                   | 19.99                         | 25.85                     | 19.52                    | 22.05                               | 22.22                            | 19.99   | 2.06                                     | 10.31%  |
|  | الإجارة القابضة                       | NLCS                           | 2,577,129,275.06                    | 35,676                                   | 30.05                         | 34.30                     | 17.50                    | 20.00                               | 30.03                            | 30.15   | 10.31%                                   | 33.67%  |
|  | دالة لوساطة والإستثمار القابضة        | DBIS                           | 2,279,252,669.95                    | 29,661                                   | 21.50                         | 67.00                     | 19.85                    | 42.80                               | 40.64                            | 22.10   | 20.70                                    | 93.67%  |
|  | قطر وعان للإستثمار                    | QOIS                           | 1,670,900,476.54                    | 32,378                                   | 12.80                         | 19.00                     | 11.23                    | 15.40                               | 15.25                            | 12.52   | 2.88                                     | 23.00%  |
|  | المجموعة الإسلامية القابضة            | IHGS                           | 5,695,358,068.45                    | 49,698                                   | 46.00                         | 223.00                    | 41.00                    | 124.50                              | 104.33                           | 46.00   | 78.50                                    | 170.65% |
| إجمالي القطاع  |                                       | 1,092,754,400                  | 69,653,172,947.35                   | 593,818                                  |                               |                           |                          |                                     |                                  |   |  |         |
| الخدمات والسلع الاستهلاكية<br>Consumer Goods &<br>Services | شركة زكاة القابضة                     | ZHCD                           | 166,349,989.50                      | 3,333                                    | 69.00                         | 95.40                     | 63.70                    | 84.00                               | 80.01                            | 69.50   | 14.50                                    | 20.86%  |
|  | القطرية لأيةة للاستثمارات الطبية      | QGMID                          | 550,937,520.90                      | 14,647                                   | 14.13                         | 16.48                     | 8.60                     | 10.15                               | 14.07                            | 13.85   | -3.70                                    | -26.71% |
|  | السام العالمية للإستثمار المحدودة     | SIIS                           | 3,782,661,448.59                    | 48,954                                   | 13.07                         | 21.44                     | 11.80                    | 15.85                               | 16.23                            | 13.01   | 2.84                                     | 21.83%  |
|  | المجموعة لتجارة الطبية                | MCGS                           | 3,672,199,156.40                    | 31,335                                   | 52.90                         | 142.50                    | 52.10                    | 117.00                              | 81.21                            | 52.50   | 64.50                                    | 122.86% |
|  | قطر للتسويق والتوزيع القدام           | QCFS                           | 17,483,782.45                       | 852                                      | 40.15                         | 69.00                     | 38.10                    | 44.00                               | 51.79                            | 40.10   | 9.73%                                    | 24.00%  |
|  | قطر للوقود                            | QFLS                           | 5,013,836,380.80                    | 41,931                                   | 285.00                        | 339.00                    | 179.00                   | 204.30                              | 233.34                           | 284.10  | -79.80                                   | -28.09% |
|  | شركة دام الغذائية                     | WDAM                           | 2,593,837,430.45                    | 31,104                                   | 51.10                         | 72.00                     | 61.00                    | 60.40                               | 57.99                            | 51.70   | 8.70                                     | 16.83%  |
|  | شركة البيرة للإستثمار                 | MERS                           | 3,510,110,164.60                    | 25,915                                   | 133.80                        | 244.00                    | 133.50                   | 200.00                              | 182.17                           | 133.30  | 66.70                                    | 50.04%  |
| إجمالي القطاع  |                                       | 405,561,750                    | 19,507,415,873.69                   | 197,871                                  |                               |                           |                          |                                     |                                  |   |  |         |
| الصناعة<br>Industrials                                     | القطرية للصناعات التحويلية            | QIMD                           | 518,259,663.15                      | 7,618                                    | 50.40                         | 54.30                     | 40.10                    | 43.35                               | 47.63                            | 50.60   | -7.25                                    | -14.33% |
|  | قطر الوطنية لصناعة الأسمت             | QNCN                           | 792,463,285.60                      | 7,767                                    | 119.00                        | 150.00                    | 113.00                   | 137.00                              | 129.82                           | 119.00  | 13.00                                    | 10.92%  |
|  | صناعات قطر                            | IQCD                           | 15,084,278,943.50                   | 96,151                                   | 167.60                        | 202.90                    | 160.00                   | 168.00                              | 185.00                           | 168.90  | -0.90                                    | -0.53%  |
|  | مجموعة المستثمرين القطريين            | QIGD                           | 4,139,254,371.40                    | 50,420                                   | 43.80                         | 72.20                     | 33.00                    | 41.40                               | 55.94                            | 43.70   | 4.70                                     | 10.75%  |
|  | الكهرباء و الماء القابضة              | QEWS                           | 4,497,999,937.10                    | 35,217                                   | 179.00                        | 208.70                    | 162.00                   | 187.50                              | 185.92                           | 181.90  | 5.60                                     | 3.08%   |
|  | مجمع شركات المناعي                    | MCCS                           | 7,685,532,281.60                    | 25,318                                   | 89.00                         | 125.40                    | 88.00                    | 109.00                              | 113.12                           | 89.90   | 19.10                                    | 21.25%  |
|  | أعمال                                 | AHCS                           | 1,001,576,166.47                    | 24,553                                   | 15.00                         | 21.50                     | 10.40                    | 15.19                               | 17.13                            | 15.00   | 0.19                                     | 1.27%   |
|  | البلج الدولية للخدمات                 | GISS                           | 8,642,300,969.70                    | 80,693                                   | 61.00                         | 131.00                    | 61.00                    | 97.10                               | 97.31                            | 61.00   | 36.10                                    | 59.18%  |
|  | مسجد للبروكجات القابضة                | MPHC                           | 7,941,937,674.90                    | 217,957                                  | 50.00                         | 73.90                     | 24.90                    | 29.50                               | 37.11                            | 50.00   | -20.50                                   | -41.00% |
| إجمالي القطاع  |                                       | 564,810,803                    | 45,586,553,293.42                   | 545,194                                  |                               |                           |                          |                                     |                                  |   |  |         |
| التأمين<br>Insurance                                       | قطر للتأمين                           | QATI                           | 1,848,901,577.80                    | 13,365                                   | 66.10                         | 102.90                    | 61.30                    | 90.60                               | 80.04                            | 66.50   | 24.10                                    | 36.24%  |
|  | الدوحة للتأمين                        | DOHI                           | 515,279,365.12                      | 8,252                                    | 25.50                         | 36.30                     | 22.40                    | 29.00                               | 27.23                            | 25.00   | 4.00                                     | 16.00%  |
|  | القطرية العامة للتأمين ولعادة التأمين | QGRH                           | 295,869,544.10                      | 1,786                                    | 48.40                         | 59.90                     | 38.50                    | 59.00                               | 47.22                            | 47.90   | 11.10                                    | 23.17%  |
|  | مجموعة الخليج التكافلي                | AKHI                           | 1,451,786,478.65                    | 19,026                                   | 37.30                         | 59.00                     | 31.00                    | 50.80                               | 44.18                            | 36.50   | 14.30                                    | 39.18%  |
|  | الإسلامية القطرية للتأمين             | QISI                           | 1,289,788,313.20                    | 15,592                                   | 57.90                         | 94.20                     | 56.90                    | 79.00                               | 74.13                            | 57.90   | 21.10                                    | 36.44%  |
| إجمالي القطاع  |                                       | 98,546,906                     | 5,401,625,278.87                    | 58,021                                   |                               |                           |                          |                                     |                                  |   |  |         |
| العقارات<br>Real Estate                                    | المجموعة للتنمية                      | UDGD                           | 7,995,567,800.18                    | 63,104                                   | 22.40                         | 30.75                     | 19.71                    | 23.59                               | 25.24                            | 22.61   | 0.98                                     | 4.33%   |
|  | شركة بروة العقارية                    | BRES                           | 15,117,670,337.75                   | 133,294                                  | 29.80                         | 54.20                     | 23.10                    | 41.90                               | 39.35                            | 29.80   | 12.10                                    | 40.60%  |
|  | مجموعة إزدان القابضة                  | ERES                           | 8,960,432,476.09                    | 121,834                                  | 17.00                         | 55.30                     | 13.10                    | 14.92                               | 21.23                            | 17.00   | 1.10                                     | 6.47%   |
|  | شركة مزاي قطر للتطوير العقاري         | MRDS                           | 6,931,823,555.76                    | 100,367                                  | 11.25                         | 25.85                     | 11.21                    | 19.15                               | 19.59                            | 11.18   | 7.97                                     | 71.29%  |
| إجمالي القطاع  |                                       | 1,476,926,360                  | 39,005,493,969.78                   | 418,599                                  |                               |                           |                          |                                     |                                  |   |  |         |
| الاتصالات<br>Telecommunication                             | Ooredoo قطر                           | ORDS                           | 5,021,255,274.90                    | 36,914                                   | 136.70                        | 169.50                    | 104.30                   | 123.90                              | 139.29                           | 137.20  | -13.30                                   | -9.69%  |
|  | فودافون قطر                           | VFQS                           | 9,033,305,225.48                    | 113,579                                  | 10.75                         | 23.00                     | 10.75                    | 16.45                               | 17.43                            | 10.71   | 5.74                                     | 53.59%  |
| إجمالي القطاع  |                                       | 555,469,114                    | 14,074,540,500.38                   | 150,493                                  |                               |                           |                          |                                     |                                  |   |  |         |
| النقل<br>Transportation                                    | الملاحة القطرية                       | QNNs                           | 25,510,543                          | 18,967                                   | 82.70                         | 106.50                    | 81.20                    | 99.50                               | 94.58                            | 83.00   | 16.50                                    | 19.88%  |
|  | الخليج للمحازن                        | GWCS                           | 2,412,804,908.40                    | 14,623                                   | 41.15                         | 69.50                     | 39.50                    | 56.40                               | 56.09                            | 41.50   | 14.90                                    | 35.90%  |
|  | قطر لنقل البضائع المحدودة (نقلات)     | QGTs                           | 1,625,254,397.60                    | 6,1018                                   | 20.32                         | 25.90                     | 18.80                    | 23.10                               | 23.11                            | 20.25   | 2.85                                     | 14.07%  |
| إجمالي القطاع  |                                       | 245,987,414                    | 8,463,954,415.70                    | 94,608                                   |                               |                           |                          |                                     |                                  |   |  |         |
| إجمالي القطاعات  |                                       | 4,439,856,747                  | 199,292,756,279.19                  | 2,058,604                                |                               |                           |                          |                                     |                                  |   |  |         |

| QSE Indices   |   |   |  | مؤشرات بورصة قطر |
|---|---|---|--|------------------|
| نسبة التغير %<br>Change Percentage                    | قيمة التغير<br>Change Value                         | قيمة المؤشر<br>Current Index Value                  | القطاع<br>Sector   |                  |
| 23.56%  | 3,494.07  | 18,324.12   | مؤشر العائد الاجمالي<br>QE Total Return Index  |                  |
| 35.09%  | 1,065.25  | 4,101.39  | مؤشر بورصة قطر الريان الاسلامي<br>QE Al Rayan Islamic Index                          |                  |
| 21.77%  | 563.43  | 3,151.00  | مؤشر جميع الاسهم<br>QE All Share Index   |                  |
| 31.11%  | 760.27  | 3,203.99  | مؤشر جميع اسهم البنوك والخدمات المالية<br>All Share Banks&Financial Services Index   |                  |
| 16.13%  | 959.32  | 6,907.44  | مؤشر جميع اسهم الخدمات والسلع الاستهلاكية<br>All Share Consumer Goods&Services Index |                  |
| 15.42%  | 539.54  | 4,039.63  | مؤشر جميع اسهم الصناعة<br>All Share Industrials Index                                |                  |
| 69.44%  | 1,622.36  | 3,958.54  | مؤشر جميع اسهم التأمين<br>All Share Insurance Index                                  |                  |
| 14.92%  | 291.42  | 2,244.48  | مؤشر جميع اسهم العقارات<br>All Share Real Estate Index                               |                  |
| 2.19%   | 31.83   | 1,485.62  | مؤشر جميع اسهم الاتصالات<br>All Share Telecoms Index                                 |                  |
| 24.76%  | 460.09  | 2,318.49  | مؤشر جميع اسهم النقل<br>All Share Transportation Index                               |                  |
| عدد الشركات (بدون تغير)<br>No. of Unchanged Companies | عدد الشركات (المنخفضة)<br>No. of Declined Companies | عدد الشركات (المرتفعة)<br>No. of Advanced Companies | عدد الشركات المتداولة<br>No. of Traded Companies                                     |                  |
| 0   | 12  | 31  | 43   |                  |
| نسبة التغير %<br>Change Prct.                         | قيمة التغير<br>Change Value                         | قيمة المؤشر<br>Index Value                          | المؤشر العام<br>Market Index   |                  |
| 18.36%  | 1906.19   | 12,285.78   |  |                  |
| 676,791,631,974.17                                    |   | Market Cap. (QR)                                    | رسملة السوق  |                  |

| Treasury Bills Trades        |                              |                                   |                              |  | تداولات أذونات الخزينة |                              |
|------------------------------|------------------------------|-----------------------------------|------------------------------|--|------------------------|------------------------------|
| حجم التداول<br>Traded Volume | عدد الصفقات<br>No. of Trans. | قيمة التداول<br>Traded Value (QR) | سعر الاغلاق<br>Closing Price | سعر الاغلاق السابق<br>Previous Closing Price | الرمز<br>TBill Code    | إذن الخزينة<br>Treasury Bill |
| 15,000                       | 1                            | 149,113,500                       | 9,937.33                     | 9,850.00                                     | TA81                   | إذن/ 6 شهور 2014/07/01       |
| 25,000                       | 1                            | 247,567,000                       | 9,893.36                     | 9,850.00                                     | TA82                   | إذن/ 9 شهور 2014/10/01       |
| 40,000                       | 8                            | 396,949,000                       | 9,924.30                     | 9,924.00                                     | TA85                   | إذن/ 9 شهور 2014/11/04       |
| 20,000                       | 8                            | 199,143,000                       | 9,957.15                     | 9,957.15                                     | TA87                   | إذن/ 6 شهور 2014/09/02       |
| 10,000                       | 2                            | 99,846,800                        | 9,984.68                     |  | TA92                   | إذن/ 3 شهور 2014/08/05       |
| 17,500                       | 4                            | 173,920,125                       | 9,939.55                     |  | TA94                   | إذن/ 9 شهور 2015/02/03       |
| 80,000                       | 8                            | 796,950,700                       | 9,962.49                     |  | TA96                   | إذن/ 6 شهور 2014/12/02       |
| 76,000                       | 7                            | 755,444,020                       | 9,939.55                     |  | TA97                   | إذن/ 9 شهور 2015/03/03       |
| 10,000                       | 1                            | 99,626,400                        | 9,962.64                     |  | TA99                   | إذن/ 6 شهور 2015/01/04       |
| 20,000                       | 2                            | 198,761,600                       | 9,938.08                     |  | TB01                   | إذن/ 9 شهور 2015/04/01       |
| 500                          | 1                            | 4,994,350                         | 9,988.70                     |  | TB02                   | إذن/ 3 شهور 2014/11/04       |
| 18,000                       | 4                            | 179,346,060                       | 9,963.67                     |  | TB03                   | إذن/ 6 شهور 2015/02/03       |
| 2,000                        | 1                            | 19,879,540                        | 9,939.77                     |  | TB04                   | إذن/ 9 شهور 2015/05/05       |
| 18,200                       | 1                            | 180,863,592                       | 9,937.56                     |  | TB10                   | إذن/ 9 شهور 2015/07/01       |
| 25,000                       | 3                            | 248,962,850                       | 9,958.61                     |  | TB12                   | إذن/ 6 شهور 2015/05/05       |
| 20,000                       | 1                            | 199,182,000                       | 9,959.10                     |  | TB15                   | إذن/ 6 شهور 2015/06/02       |
| 397,200                      | 53                           | 3,950,550,537                     | اجمالي Total                 |  |                        |                              |

| Bonds Trades                |  |  |                                 |                                    |                                      |  |  | تداولات السندات |                      |
|-----------------------------|--|--|---------------------------------|------------------------------------|--------------------------------------|--|--|-----------------|----------------------|
| الفائدة<br>Accrued Interest | تاريخ الكوبون<br>السابق<br>Previous<br>Coupon Date | تاريخ الكوبون<br>القادم<br>Next<br>Coupon Date | حجم التداول<br>Traded<br>Volume | عدد<br>الصفقات<br>No. of<br>Trans. | قيمة التداول<br>Traded Value<br>(QR) | سعر<br>الإغلاق<br>السابق<br>Closing<br>Pr. | سعر الإغلاق<br>السابق<br>Previous<br>Closing Pr. | الرمز<br>Code   | السند<br>Bond Name   |
| 89.6409                     | 10-09-2014   | 10-03-2015                                     | 10,500                          | 1                                  | 107,100,000                          | 102.00                                     | 100.24   | GA01            | سند/2.75% 2016/03/10 |
| 97.7901                     | 10-09-2014   | 10-03-2015                                     | 0                               | 0                                  | 0                                    | 100.00                                     | 100.00   | GA02            | سند/3.00% 2018/03/10 |
| 20.3984                     | 10-12-2014   | 10-06-2015                                     | 10,500                          | 1                                  | 107,205,000                          | 102.10                                     | 100.24   | GA03            | سند/2.75% 2016/06/10 |
| 22.2527                     | 10-12-2014   | 10-06-2015                                     | 0                               | 0                                  | 0                                    | 100.00                                     | 100.00   | GA04            | سند/3.00% 2018/06/10 |
| 89.6409                     | 10-09-2014   | 10-03-2015                                     | 82,500                          | 6                                  | 839,782,500                          | 102.15                                     | 101.50   | GA05            | سند/2.75% 2016/09/10 |
| 97.7901                     | 10-09-2014   | 10-03-2015                                     | 37,500                          | 4                                  | 377,700,000                          | 100.72                                     | 100.75   | GA06            | سند/3.00% 2018/09/10 |
| 20.3984                     | 10-12-2014   | 10-06-2015                                     | 39,000                          | 11                                 | 395,725,500                          | 101.99                                     | 100.00   | GA07            | سند/2.75% 2016/12/10 |
| 22.2527                     | 10-12-2014   | 10-06-2015                                     | 20,000                          | 2                                  | 201,110,000                          | 100.44                                     | 100.46   | GA08            | سند/3.00% 2018/12/10 |
| 13.5989                     | 15-12-2014   | 15-06-2015                                     | 0                               | 0                                  | 0                                    | 100.00                                     | 100.00   | GA09            | سند/2.25% 2017/06/15 |
| 16.6209                     | 15-12-2014   | 15-06-2015                                     | 0                               | 0                                  | 0                                    | 100.00                                     | 100.00   | GA10            | سند/2.75% 2019/06/15 |
| 21.1538                     | 15-12-2014   | 15-06-2015                                     | 0                               | 0                                  | 0                                    | 100.00                                     | 100.00   | GA11            | سند/3.50% 2021/06/15 |
|                             |  |  | 200,000                         | 25                                 | 2,028,623,000                        | Total                                      |  | اجمالي          |                      |

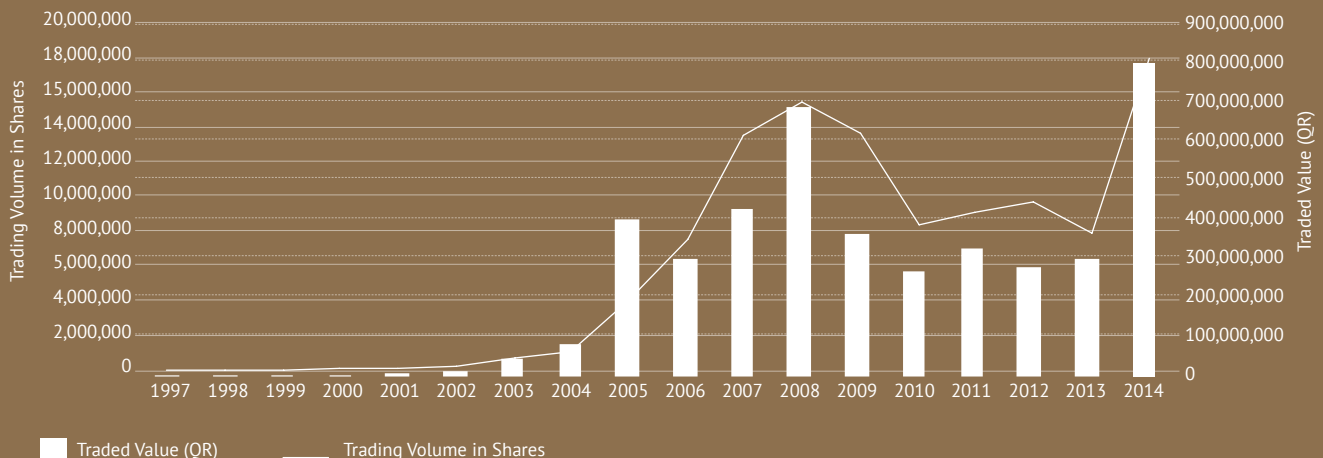
## معدلات التداول اليومية شهرياً 2014 Average Daily Trading by Month – 2014

| السنة<br>Year | عدد الأسهم المتداولة<br>Traded Volume | قيمة الأسهم المتداولة (رق)<br>Traded Value (QR) | الصفقات المنفذة<br>Executed Transactions | عدد أيام التداول<br>Trading Days |
|---------------|---------------------------------------|---|--|----------------------------------|
| January       | يناير 10,709,946                      | 521,056,599                                     | 5,460                                    | 21                               |
| February      | فبراير 15,093,546                     | 679,981,038                                     | 6,546                                    | 19                               |
| March         | مارس 16,013,137                       | 728,499,739                                     | 9,535                                    | 21                               |
| April         | أبريل 33,294,035                      | 1,179,590,269                                   | 12,964                                   | 22                               |
| May           | مايو 26,764,683                       | 1,227,033,597                                   | 11,414                                   | 21                               |
| June          | يونيو 18,116,993                      | 805,342,025                                     | 9,051                                    | 22                               |
| July          | يوليو 15,986,440                      | 661,451,644                                     | 7,732                                    | 19                               |
| August        | أغسطس 18,632,041                      | 863,402,397                                     | 8,313                                    | 21                               |
| September     | سبتمبر 14,691,770                     | 631,494,240                                     | 6,135                                    | 22                               |
| October       | أكتوبر 13,655,070                     | 629,041,859                                     | 6,329                                    | 17                               |
| November      | نوفمبر 13,404,099                     | 893,311,956                                     | 7,484                                    | 21                               |
| December      | ديسمبر 16,678,965                     | 756,865,907                                     | 7,914                                    | 22                               |

## معدلات التداولات اليومية في السوق 1997-2014 QSE Average Daily Reported Trading – 1997-2014

| السنة<br>Year | عدد الأسهم المتداولة<br>Traded Volume | قيمة الأسهم المتداولة (رق)<br>Traded Value (QR) | الصفقات المنفذة<br>Executed Transactions | عدد أيام التداول<br>Trading Days |
|---------------|---------------------------------------|---|--|----------------------------------|
| 2014          | 17,902,648                            | 803,599,824                                     | 8,301                                    | 248                              |
| 2013          | 7,876,156                             | 304,414,853                                     | 3,910                                    | 246                              |
| 2012          | 9,635,675                             | 280,451,847                                     | 3,499                                    | 252                              |
| 2011          | 9,137,975                             | 331,029,434                                     | 4,441                                    | 252                              |
| 2010          | 8,344,189                             | 267,670,470                                     | 4,193                                    | 251                              |
| 2009          | 13,636,707                            | 364,286,676                                     | 6,680                                    | 253                              |
| 2008          | 15,328,818                            | 691,150,991                                     | 8,582                                    | 254                              |
| 2007          | 13,536,733                            | 432,259,786                                     | 7,190                                    | 252                              |
| 2006          | 7,521,939                             | 302,164,384                                     | 6,986                                    | 248                              |
| 2005          | 4,051,299                             | 403,304,638                                     | 4,431                                    | 255                              |
| 2004          | 1,192,972                             | 84,987,544                                      | 1,125                                    | 252                              |
| 2003          | 759,890                               | 46,889,639                                      | 539                                      | 250                              |
| 2002          | 314,650                               | 12,707,609                                      | 118                                      | 253                              |
| 2001          | 204,881                               | 6,039,058                                       | 63                                       | 249                              |
| 2000          | 128,497                               | 3,532,396                                       | 50                                       | 246                              |
| 1999          | 112,218                               | 4,909,701                                       | 56                                       | 251                              |
| 1998          | 124,410                               | 3,864,036                                       | 31                                       | 251                              |
| 1997          | 82,120                                | 1,648,431                                       | 11                                       | 150                              |

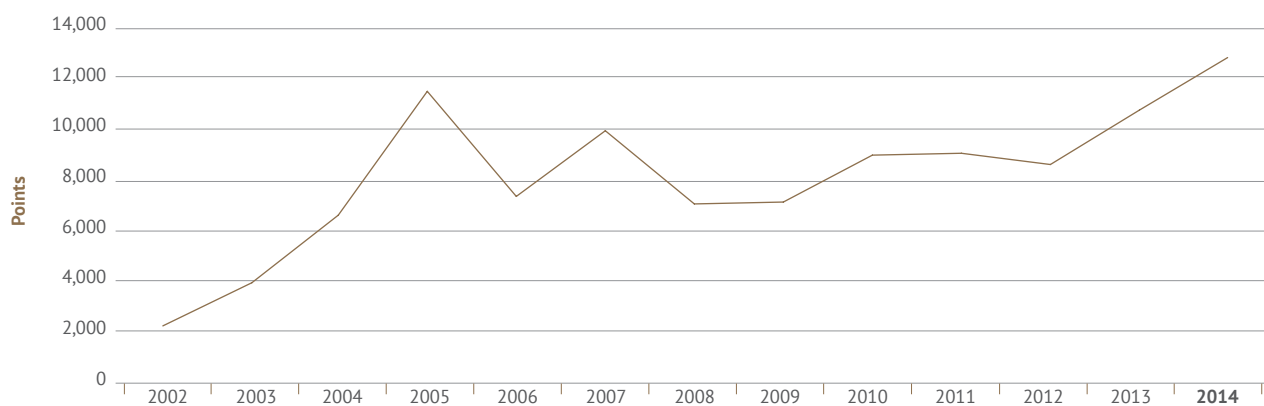
## معدل قيم وعدد الأسهم المتداولة في السوق للفترة 1997-2014 Average Daily Traded Value & Volume Since Market Inception – 1997-2014



### المؤشر العام لأسعار الأسهم في السوق للفترة 1998-2014 Market Index since Inception – 1998-2014

| السنة<br>Year | النقطة<br>Points | التغير عن السنة الماضية<br>Prior Year Change | التغير %<br>% Change |
|---------------|------------------|--|----------------------|
| <b>2014</b>   | <b>12,285.78</b> | <b>1906.19</b>                               | <b>18.36%</b>        |
| 2013          | 10,379.59        | 2,020.65                                     | 24.17%               |
| 2012          | 8,358.94         | -420.09                                      | -4.79%               |
| 2011          | 8,779.03         | 97.38  | 1.12%                |
| 2010          | 8,681.65         | 1,722.48                                     | 24.75%               |
| 2009          | 6,959.17         | 73.05  | 1.06%                |
| 2008          | 6,886.12         | -2,694.33                                    | -28.12%              |
| 2007          | 9,580.45         | 2,447.45                                     | 34.31%               |
| 2006          | 7,133            | -3,920.06                                    | -35.47%              |
| 2005          | 11,053.06        | 4,559.44                                     | 70.21%               |
| 2004          | 6,493.62         | 2,546.92                                     | 64.53%               |
| 2003          | 3,946.7          | 1,622.86                                     | 69.84%               |
| 2002          | 2,323.84         | 631.64                                       | 37.33%               |
| 2001          | 1,692.2          | 458.9  | 37.21%               |
| 2000          | 1,233.3          | -107.7                                       | -8.03%               |
| 1999          | 1,341            | -10.3  | -0.76%               |
| 1998          | 1,351.3          | 351.3  | 35.13%               |

### إغلاقات المؤشر السنوية من 2002 إلى 2014 Annual Closing of the Market Index between 2002 & 2014



\*\* In 2002, the Index got rebased by 1000 points.

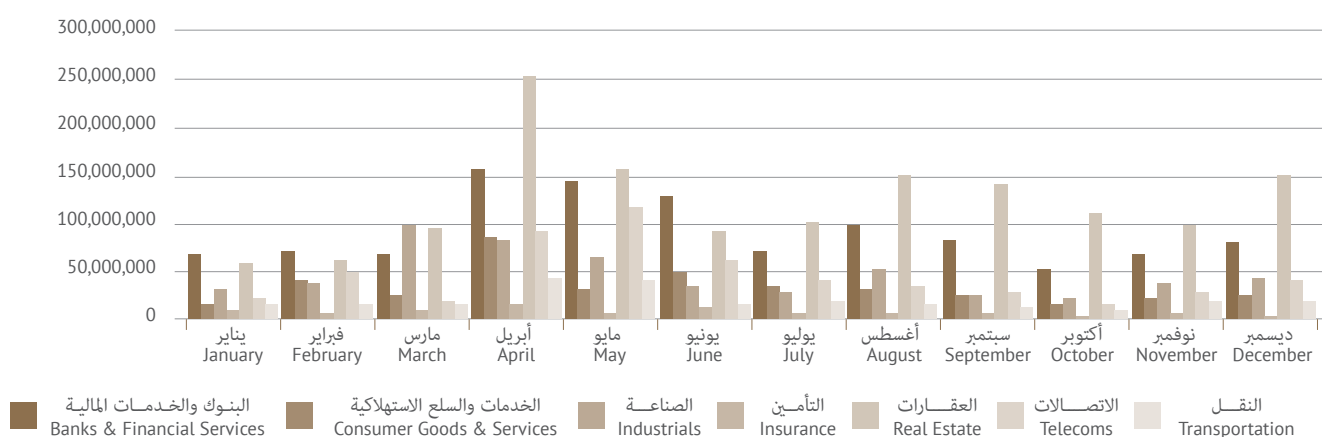
\*\* تم في عام ٢٠٠٢، اعتماد المؤشر بالآلاف نقطة.



## عدد الأسهم المتداولة قطاعياً وشهرياً 2014 Volume of Traded Shares by Month & Sector - 2014

| الشهر<br>Month       | البنوك<br>والخدمات المالية<br>Banks &<br>Financial Services | الخدمات والسلع<br>الإستهلاكية<br>Consumer<br>Goods & Services | الصناعة<br>Industrials | التأمين<br>Insurance | العقارات<br>Real Estate | الاتصالات<br>Telecoms | النقل<br>Transportation | المجموع<br>Total     |
|----------------------|---|---|------------------------|----------------------|-------------------------|-----------------------|-------------------------|----------------------|
| January يناير        | 67,439,934  | 16,689,595  | 32,402,469             | 9,506,823            | 58,757,384              | 23,236,571            | 16,876,098              | 224,908,874          |
| February فبراير      | 69,751,737  | 39,584,329  | 38,606,121             | 8,020,303            | 63,330,247              | 50,740,079            | 16,744,560              | 286,777,376          |
| March مارس           | 67,793,931  | 25,761,533  | 99,135,287             | 10,054,863           | 97,006,680              | 20,137,923            | 16,385,657              | 336,275,874          |
| April أبريل          | 156,502,556   | 86,743,841  | 83,988,314             | 14,951,355           | 253,574,521             | 94,043,932            | 42,664,241              | 732,468,760          |
| May مايو             | 143,389,297   | 31,440,459  | 65,234,159             | 7,400,814            | 156,878,954             | 116,097,533           | 41,617,130              | 562,058,346          |
| June يونيو           | 129,385,352   | 50,433,022  | 35,601,445             | 12,561,315           | 93,644,325              | 61,097,106            | 15,851,274              | 398,573,839          |
| July يوليو           | 72,582,336  | 35,087,142  | 27,735,391             | 7,512,537            | 103,112,094             | 39,753,671            | 17,959,191              | 303,742,362          |
| August أغسطس         | 97,770,953  | 31,317,659  | 53,184,566             | 6,987,388            | 152,042,148             | 35,460,492            | 14,509,659              | 391,272,865          |
| September سبتمبر     | 84,404,546  | 25,698,669  | 23,879,380             | 5,463,505            | 140,902,177             | 29,399,879            | 13,470,792              | 323,218,948          |
| October أكتوبر       | 53,171,569  | 16,665,998  | 21,628,608             | 3,681,216            | 110,028,049             | 15,945,262            | 11,015,487              | 232,136,189          |
| November نوفمبر      | 69,065,310  | 21,356,683  | 38,467,619             | 7,936,210            | 97,575,306              | 27,876,559            | 19,208,394              | 281,486,081          |
| December ديسمبر      | 81,496,879  | 24,582,820  | 44,947,444             | 4,470,577            | 150,074,475             | 41,680,107            | 19,684,931              | 366,937,233          |
| <b>Total المجموع</b> | <b>1,092,754,400</b>  | <b>405,361,750</b>  | <b>564,810,803</b>     | <b>98,546,906</b>    | <b>1,476,926,360</b>    | <b>555,469,114</b>    | <b>245,987,414</b>      | <b>4,439,856,747</b> |

## عدد الأسهم المتداولة قطاعياً وشهرياً 2014 Volume of Traded Shares by Month & Sector - 2014

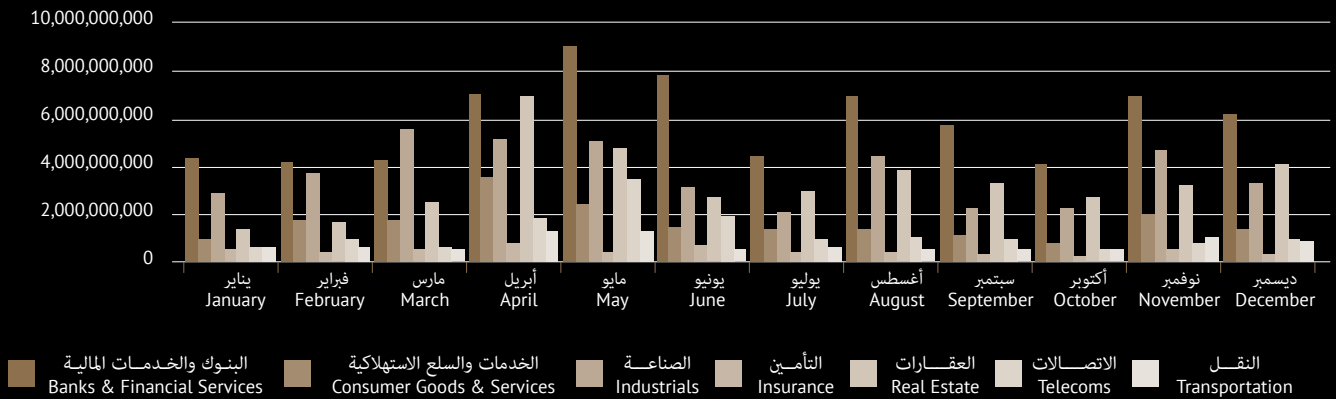


## قيمة الأسهم المتداولة (ر.ق) مصنفة قطاعياً وشهرياً 2014 Trading Value (QR) by Month & Sector - 2014

| الشهر<br>Month       | البنوك<br>والخدمات المالية<br>Banks &<br>Financial Services | الخدمات والسلع<br>الإستهلاكية<br>Consumer<br>Goods & Services | الصناعة<br>Industrials | التأمين<br>Insurance | العقارات<br>Real Estate | الاتصالات<br>Telecoms | النقل<br>Transportation | المجموع<br>Total       |
|----------------------|---|---|------------------------|----------------------|-------------------------|-----------------------|-------------------------|------------------------|
| January يناير        | 4,271,891,564   | 915,053,391   | 2,788,005,106          | 528,924,441          | 1,344,943,454           | 553,419,216           | 539,951,397             | 10,942,188,569         |
| February فبراير      | 4,103,923,900   | 1,649,324,223   | 3,630,554,034          | 429,559,789          | 1,575,643,811           | 935,414,545           | 595,219,415             | 12,919,639,717         |
| March مارس           | 4,172,526,851   | 1,650,735,795   | 5,431,424,536          | 526,327,259          | 2,463,964,295           | 558,237,289           | 495,278,498             | 15,298,494,522         |
| April أبريل          | 6,927,391,983   | 3,452,783,368   | 5,010,979,595          | 718,393,332          | 6,806,916,629           | 1,810,572,384         | 1,223,948,630           | 25,950,985,921         |
| May مايو             | 8,842,998,252   | 2,373,124,645   | 4,896,852,523          | 375,877,232          | 4,689,116,969           | 3,362,323,588         | 1,227,412,319           | 25,767,705,528         |
| June يونيو           | 7,665,237,799   | 1,472,293,833   | 3,027,448,988          | 651,072,370          | 2,589,533,696           | 1,817,782,524         | 494,155,330             | 17,717,524,539         |
| July يوليو           | 4,360,682,021   | 1,346,279,424   | 2,031,262,350          | 445,952,573          | 2,860,303,056           | 946,492,682           | 576,609,133             | 12,567,581,239         |
| August أغسطس         | 6,833,858,520   | 1,353,775,453   | 4,338,514,997          | 369,548,660          | 3,739,512,553           | 1,009,084,273         | 487,155,883             | 18,131,450,338         |
| September سبتمبر     | 5,623,337,512   | 1,097,264,903   | 2,222,076,107          | 346,932,000          | 3,236,967,993           | 889,802,542           | 476,492,227             | 13,892,873,284         |
| October أكتوبر       | 3,988,754,721   | 722,517,840   | 2,165,661,077          | 271,371,283          | 2,596,296,263           | 475,272,595           | 473,837,817             | 10,693,711,595         |
| November نوفمبر      | 6,849,088,591   | 1,940,805,580   | 4,624,896,293          | 453,229,675          | 3,107,326,950           | 773,777,371           | 1,010,426,618           | 18,759,551,078         |
| December ديسمبر      | 6,013,481,235   | 1,333,457,418   | 3,218,877,689          | 284,436,665          | 3,994,968,302           | 942,361,492           | 863,467,148             | 16,651,049,949         |
| <b>Total المجموع</b> | <b>69,653,172,947</b>                                       | <b>19,307,415,874</b>   | <b>43,386,553,293</b>  | <b>5,401,625,279</b> | <b>39,005,493,970</b>   | <b>14,074,540,500</b> | <b>8,463,954,416</b>    | <b>199,292,756,279</b> |



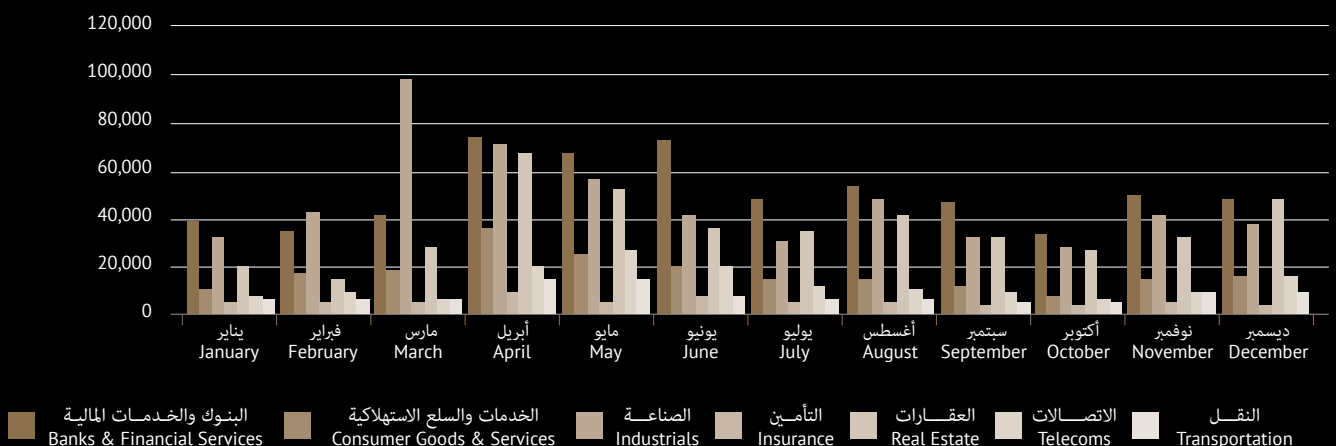
## قيمة الأسهم المتداولة (ر.ق) مصنفة قطاعياً وشهرياً 2014 Trading Value (QR) by Month & Sector - 2014



## عدد الصفقات المنفذة مصنفة قطاعياً وشهرياً 2014 Number of Transactions by Month & Sector - 2014

| الشهر<br>Month   | البنوك<br>والخدمات المالية<br>Banks &<br>Financial Services | الخدمات والسلع<br>الإستهلاكية<br>Consumer<br>Goods & Services | الصناعة<br>Industrials | التأمين<br>Insurance | العقارات<br>Real Estate | الاتصالات<br>Telecoms | النقل<br>Transportation | المجموع<br>Total |
|------------------|---|---|------------------------|----------------------|-------------------------|-----------------------|-------------------------|------------------|
| January يناير    | 37,213  | 9,670   | 30,930                 | 4,644                | 18,639                  | 7,887                 | 5,668                   | 114,651          |
| February فبراير  | 33,462  | 16,700  | 42,220                 | 4,179                | 13,353                  | 8,223                 | 6,228                   | 124,365          |
| March مارس       | 40,658  | 18,342  | 96,149                 | 4,527                | 27,289                  | 6,613                 | 6,652                   | 200,230          |
| April أبريل      | 72,395  | 35,021  | 69,719                 | 8,795                | 65,005                  | 19,731                | 14,552                  | 285,218          |
| May مايو         | 65,347  | 23,997  | 54,681                 | 4,728                | 50,740                  | 26,410                | 13,785                  | 239,688          |
| June يونيو       | 71,202  | 19,021  | 39,954                 | 7,256                | 34,462                  | 19,463                | 7,772                   | 199,130          |
| July يوليو       | 47,055  | 13,644  | 29,874                 | 4,576                | 33,517                  | 11,903                | 6,346                   | 146,915          |
| August أغسطس     | 52,793  | 13,725  | 47,010                 | 4,186                | 40,465                  | 10,597                | 5,800                   | 174,576          |
| September سبتمبر | 45,125  | 10,732  | 30,576                 | 3,643                | 30,574                  | 9,045                 | 5,268                   | 134,963          |
| October أكتوبر   | 32,502  | 7,925   | 26,955                 | 3,018                | 26,279                  | 6,243                 | 4,676                   | 107,598          |
| November نوفمبر  | 48,954  | 14,178  | 40,078                 | 4,619                | 31,434                  | 9,168                 | 8,738                   | 157,169          |
| December ديسمبر  | 47,112  | 14,916  | 37,048                 | 3,850                | 46,842                  | 15,210                | 9,123                   | 174,101          |
| Total المجموع    | 593,818   | 197,871   | 545,194                | 58,021               | 418,599                 | 150,493               | 94,608                  | 2,058,604        |

## عدد الصفقات المنفذة مصنفة قطاعياً وشهرياً 2014 Number of Transactions by Month & Sector - 2014



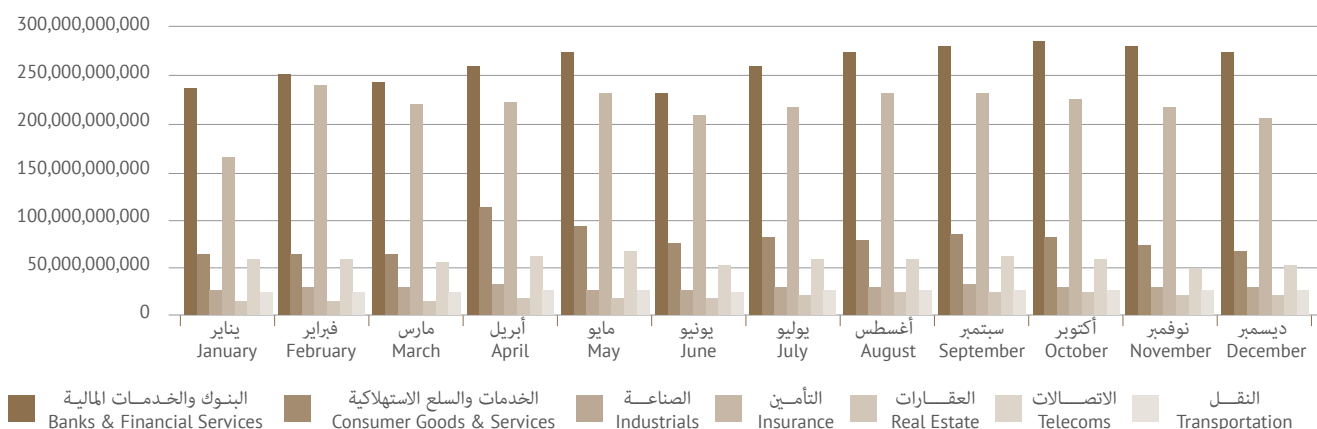
## القيمة السوقية لأسهم الشركات المدرجة مصنفة قطاعياً وشهرياً 2014

### Market Capitalization by Month & Sector - 2014

| الشهر<br>Month   | البنوك<br>والخدمات المالية<br>Banks &<br>Financial Services | الخدمات والسلع<br>الإستهلاكية<br>Consumer<br>Goods & Services | الصناعة<br>Industrials | التأمين<br>Insurance | العقارات<br>Real Estate | الاتصالات<br>Telecoms | النقل<br>Transportation | المجموع<br>Total |
|------------------|---|---|------------------------|----------------------|-------------------------|-----------------------|-------------------------|------------------|
| January يناير    | 235,481,541,891   | 65,566,746,565  | 26,884,284,373         | 165,244,854,165      | 15,000,488,024          | 57,382,148,000        | 23,792,051,720          | 589,352,114,738  |
| February فبراير  | 250,054,704,485   | 65,534,235,250  | 30,313,587,920         | 239,069,091,362      | 15,503,563,632          | 58,294,248,000        | 24,704,177,725          | 683,473,608,374  |
| March مارس       | 243,237,247,717   | 65,181,268,510  | 29,516,016,309         | 219,049,557,941      | 15,367,146,704          | 54,430,398,000        | 23,587,953,503          | 650,369,588,684  |
| April أبريل      | 258,840,454,569   | 113,544,718,047   | 31,291,634,632         | 220,889,261,526      | 18,663,597,611          | 61,391,208,000        | 27,350,664,688          | 731,971,539,073  |
| May مايو         | 273,391,067,918   | 92,800,159,924  | 28,206,782,503         | 230,740,198,642      | 18,951,506,930          | 67,217,012,000        | 25,571,840,328          | 736,878,568,244  |
| June يونيو       | 229,804,356,318   | 74,911,925,878  | 27,164,667,986         | 206,455,891,777      | 19,134,831,431          | 51,358,828,000        | 23,402,105,706          | 632,232,607,098  |
| July يوليو       | 258,947,369,467   | 80,305,631,275  | 29,355,310,005         | 217,380,837,654      | 21,177,098,273          | 57,148,100,000        | 25,931,398,215          | 690,245,744,888  |
| August أغسطس     | 274,328,210,502   | 78,205,008,706  | 30,991,129,892         | 230,587,726,093      | 23,139,699,401          | 57,203,950,000        | 26,725,303,078          | 721,181,027,671  |
| September سبتمبر | 280,374,598,237   | 84,891,222,348  | 31,282,427,022         | 229,336,116,178      | 22,892,840,772          | 60,288,794,000        | 27,003,838,033          | 736,069,836,590  |
| October أكتوبر   | 285,493,737,568   | 80,813,486,534  | 30,102,760,452         | 224,823,153,682      | 22,717,473,694          | 57,059,300,000        | 27,259,101,110          | 728,269,013,040  |
| November نوفمبر  | 279,463,224,055   | 73,354,497,750  | 30,078,344,829         | 216,255,877,756      | 21,273,805,387          | 50,385,926,000        | 27,331,917,855          | 698,143,593,632  |
| December ديسمبر  | 273,586,346,962   | 66,147,467,558  | 28,914,270,244         | 205,146,406,711      | 22,388,966,109          | 53,594,478,000        | 27,013,696,390          | 676,791,631,974  |

## القيمة السوقية لأسهم الشركات المدرجة مصنفة قطاعياً وشهرياً 2014

### Market Capitalization by Month & Sector - 2014



## الأداء السنوي للتداول في السوق من 1997 إلى 2014

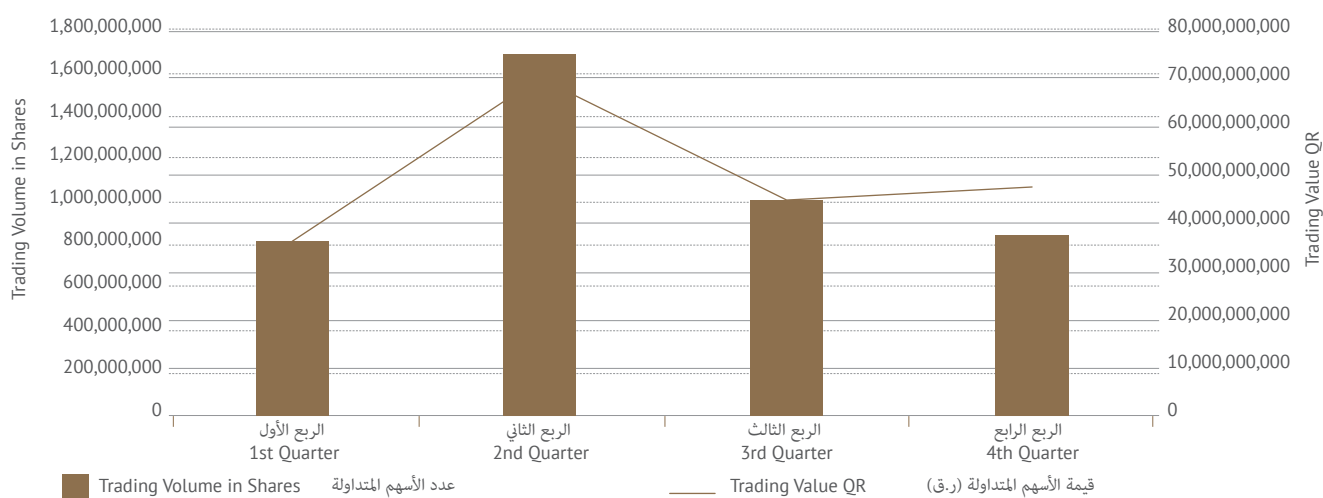
### Market Annual Trading Performance from 1997 to 2014

| السنة<br>Year | عدد الأسهم المتداولة<br>Trading Volume in Shares | قيمة الأسهم المتداولة (رق)<br>Trading Value Q.R | عدد الصفقات المنفذة<br>Number of Transactions |
|---------------|--|---|---|
| 2014          | 4,439,856,747                                    | 199,292,756,279                                 | 2,058,604                                     |
| 2013          | 1,937,534,283                                    | 74,886,053,777                                  | 961,811                                       |
| 2012          | 2,428,190,041                                    | 70,673,865,500                                  | 881,638                                       |
| 2011          | 2,302,769,616                                    | 83,419,417,460                                  | 1,119,099                                     |
| 2010          | 2,094,391,542                                    | 67,185,287,877                                  | 1,052,392                                     |
| 2009          | 3,450,086,784                                    | 92,164,529,102                                  | 1,690,085                                     |
| 2008          | 3,893,519,719                                    | 175,552,351,734                                 | 2,179,861                                     |
| 2007          | 3,411,256,739                                    | 108,929,466,179                                 | 1,811,779                                     |
| 2006          | 1,865,440,994                                    | 74,936,767,140                                  | 1,732,638                                     |
| 2005          | 1,033,081,146                                    | 102,842,682,611                                 | 1,130,047                                     |
| 2004          | 305,386,756                                      | 23,094,567,930                                  | 284,644                                       |
| 2003          | 189,972,519                                      | 11,722,409,762                                  | 134,696                                       |
| 2002          | 79,606,403                                       | 3,215,025,074                                   | 29,787  |
| 2001          | 51,015,395                                       | 1,503,725,544                                   | 15,771  |
| 2000          | 31,610,348                                       | 868,969,487                                     | 12,225  |
| 1999          | 35,324,033                                       | 1,232,335,056                                   | 13,964  |
| 1998          | 31,228,130                                       | 969,873,085                                     | 7,747   |
| 1997          | 12,317,530                                       | 242,264,615                                     | 1,585   |

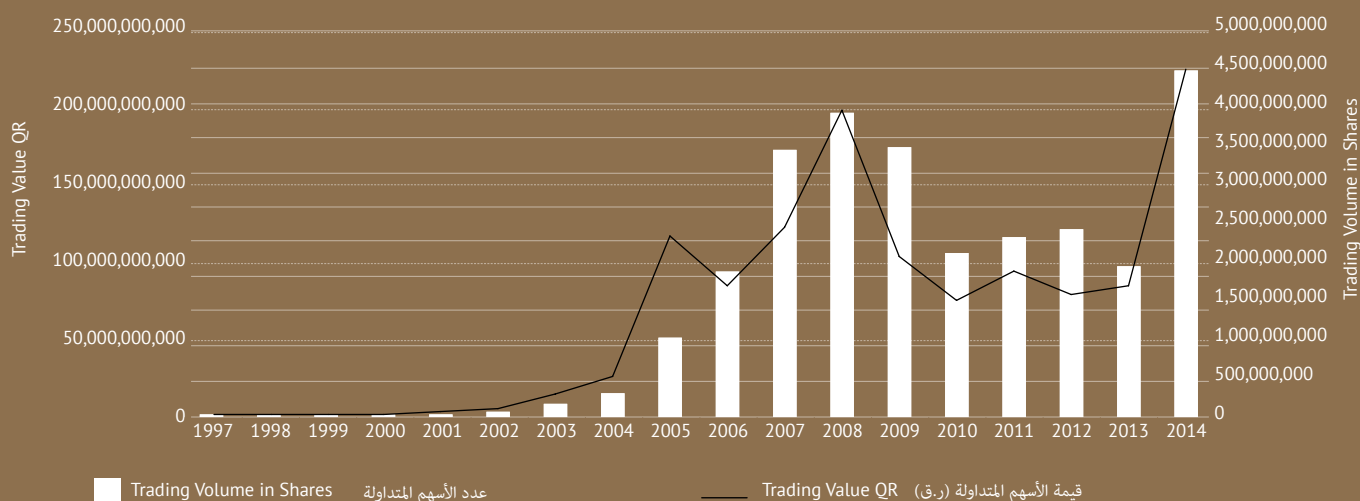
## أداء التداول الربعي في السوق 2014 Quarterly Market Performance – 2014

| الربع<br>Quarter                | عدد الأسهم المتداولة<br>Trading Volume (Shares) | قيمة الأسهم المتداولة (ر.ق.)<br>Trading Value (Q.R.) | عدد الصفقات المنفذة<br>Number of Transactions |
|---------------------------------|---|--|---|
| 1st Quarter<br>الربع الأول      | 847,962,124                                     | 39,160,322,807                                       | 439,246                                       |
| 2nd Quarter<br>الربع الثاني     | 1,693,100,945                                   | 69,436,215,988                                       | 724,036                                       |
| 3rd Quarter<br>الربع الثالث     | 1,018,234,175                                   | 44,591,904,861                                       | 456,454                                       |
| 4th Quarter<br>الربع الرابع     | 880,559,503                                     | 46,104,312,623                                       | 438,868                                       |
| <b>Grand Total<br/>الإجمالي</b> | <b>4,439,856,747</b>                            | <b>199,292,756,279</b>                               | <b>2,058,604</b>                              |

## عدد وقيمة الأسهم المتداولة 2014 Value & Volume of Traded Shares by Quarter – 2014



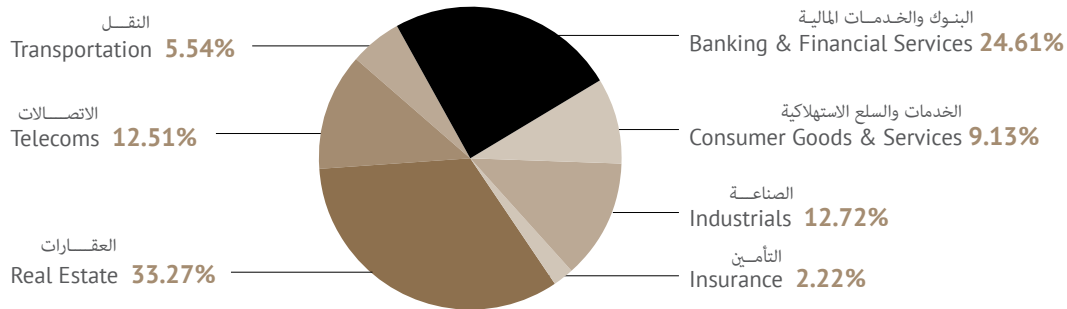
## عدد وقيمة الأسهم المتداولة 1997-2014 Value & Volume of Traded Shares – 1997-2014



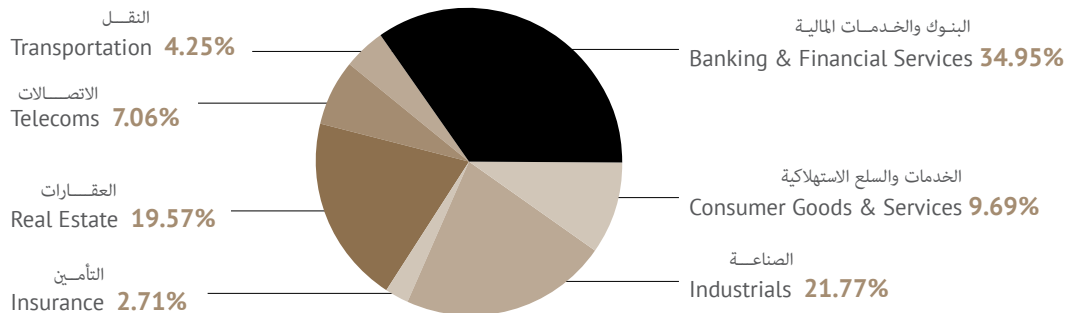
## نشاط التداول القطاعي 2014 Trading Activities by Sector – 2014

| القطاع<br>Sector  | عدد الشركات<br>No. of Companies | عدد الأسهم المتداولة<br>Trading Volume (Shares) |   | قيمة الأسهم المتداولة (رق.)<br>Trading Value (QR) |   | عدد الصفقات المنفذة<br>Number of Transactions |   |
|---|---------------------------------|---|---|---|---|---|---|
|   |                                 | عدد الأسهم<br>Number of Share                   | النسبة من إجمالي السوق %<br>% to Total Market | القيمة<br>Value                                   | النسبة من إجمالي السوق %<br>% to Total Market | الصفقات<br>Transactions                       | النسبة من إجمالي السوق %<br>% to Total Market |
| البنوك والخدمات المالية<br>Banking & Financial Services | 12                              | 1,092,754,400                                   | 24.61%  | 69,653,172,947                                    | 34.95%  | 593,818                                       | 28.85%  |
| الخدمات والسلع الاستهلاكية<br>Consumer Goods & Services | 8                               | 405,361,750                                     | 9.13%   | 19,307,415,874                                    | 9.69%   | 197,871                                       | 9.61%   |
| الصناعة<br>Industrials                                  | 9                               | 564,810,803                                     | 12.72%  | 43,386,553,293                                    | 21.77%  | 545,194                                       | 26.48%  |
| التأمين<br>Insurance                                    | 5                               | 98,546,906                                      | 2.22%   | 5,401,625,279                                     | 2.71%   | 58,021  | 2.82%   |
| العقارات<br>Real Estate                                 | 4                               | 1,476,926,360                                   | 33.27%  | 39,005,493,970                                    | 19.57%  | 418,599                                       | 20.33%  |
| الاتصالات<br>Telecoms                                   | 2                               | 555,469,114                                     | 12.51%  | 14,074,540,500                                    | 7.06%   | 150,493                                       | 7.31%   |
| النقل<br>Transportation                                 | 3                               | 245,987,414                                     | 5.54%   | 8,463,954,416                                     | 4.25%   | 94,608  | 4.60%   |
| <b>Total</b>  | <b>43</b>                       | <b>4,439,856,747</b>                            | <b>100.00%</b>                                | <b>199,292,756,279</b>                            | <b>100.00%</b>                                | <b>2,058,604</b>                              | <b>100.00%</b>                                |

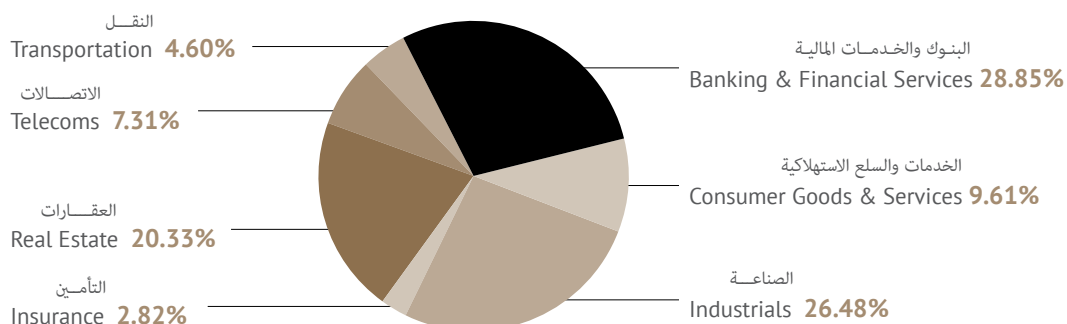
## عدد الأسهم المتداولة مصنفة قطاعياً (%) Traded Volume of Shares by Sector (%)



## قيمة الأسهم المتداولة مصنفة قطاعياً (%) Traded Value by Sector (%)



## عدد الصفقات المنفذة مصنفة قطاعياً (%) Number of Transactions by Sector (%)



### ترتيب الشركات العشر الأولى حسب عدد الأسهم المتداولة (مليون سهم) 2014

#### Top Ten Active Stocks by Traded Volume (Million Shares) – 2014

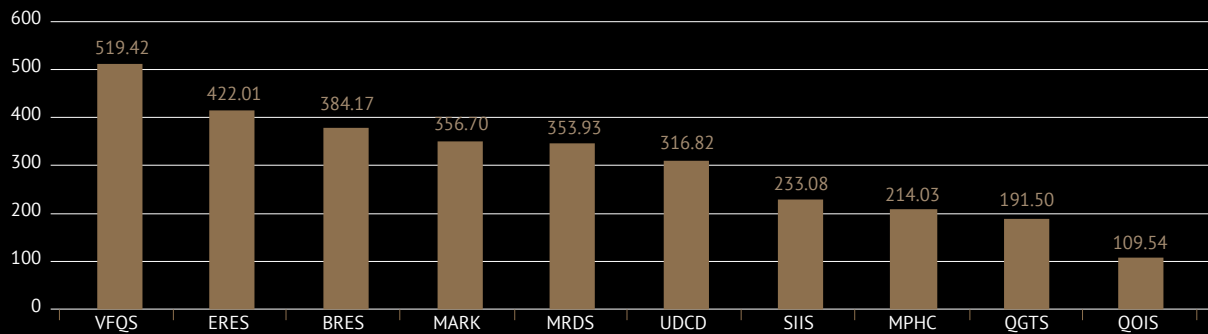
| الشركة<br>Company    | عدد الأسهم المتداولة (مليون سهم)<br>Trading Volume (in million Shares) | النسبة إلى إجمالي عدد الاسهم المتداولة (%)<br>Percentage to Total Market (%)* |
|----------------------|--|---|
| VFQS                 | 519.42   | 11.70   |
| ERES                 | 422.01   | 9.50  |
| BRES                 | 384.17   | 8.65  |
| MARK                 | 356.70   | 8.03  |
| MRDS                 | 353.93   | 7.97  |
| UDCD                 | 316.82   | 7.14  |
| SIIS                 | 233.08   | 5.25  |
| MPHC                 | 214.03   | 4.82  |
| QGTGS                | 191.50   | 4.31  |
| QOIS                 | 109.54   | 2.47  |
| <b>Total</b> المجموع | <b>3101.20</b>   | <b>69.85%</b>   |
| <b>Total Market</b>  | <b>4439.86</b>   | <b>100%</b>   |

\* Percentage to total market in terms of number of shares traded for the 43 listed companies

\* تم احتساب النسبة باحتساب عدد الأسهم المتداولة للـ ٤٣ شركة المدرجة.

### ترتيب الشركات العشر الأولى حسب عدد الأسهم المتداولة (مليون سهم) 2014

#### Top Ten Active Stocks by Traded Volume (Million Shares) – 2014



### ترتيب الشركات العشر الأولى حسب قيمة الأسهم المتداولة (مليار ر.ق) 2014

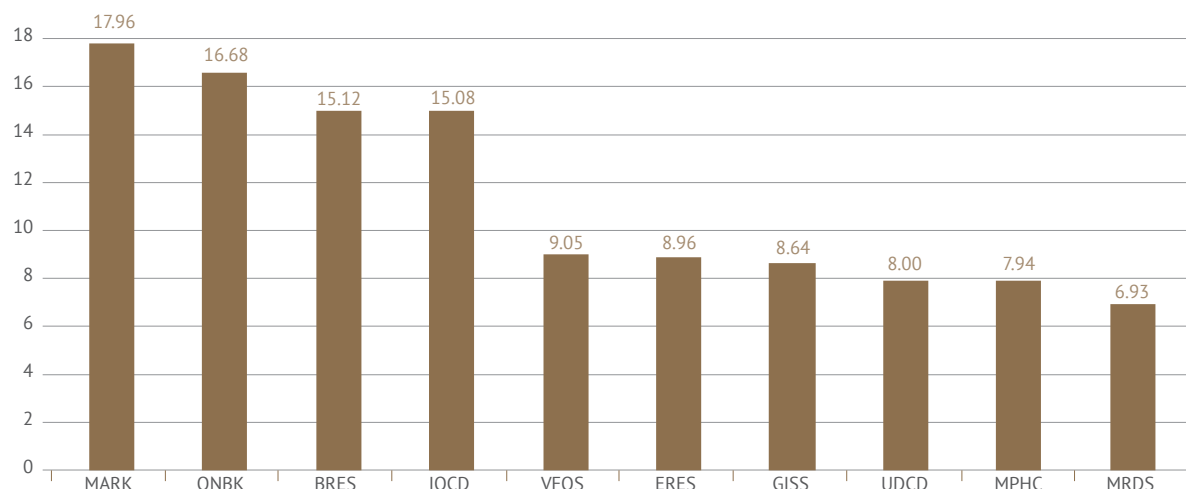
#### Top Ten Active Stocks by Traded Value (Billion QR) – 2014

| الشركة<br>Company    | قيمة الأسهم المتداولة (مليار ر.ق)<br>Trading Value (bn Q.R.) | النسبة إلى الإجمالي (%)<br>Percentage to Total Market (%)* |
|----------------------|--|--|
| MARK                 | 17.96  | 9.01   |
| QNBK                 | 16.68  | 8.37   |
| BRES                 | 15.12  | 7.59   |
| IQCD                 | 15.08  | 7.57   |
| VFQS                 | 9.05   | 4.54   |
| ERES                 | 8.96   | 4.50   |
| GISS                 | 8.64   | 4.34   |
| UDCD                 | 8.00   | 4.01   |
| MPHC                 | 7.94   | 3.99   |
| MRDS                 | 6.93   | 3.48   |
| <b>Total</b> المجموع | <b>114.37</b>  | <b>57.39</b>   |
| <b>Total Market</b>  | <b>199.29</b>  | <b>100</b>   |

\*Percentage to total market in terms of value (Q.R.) for the 43 listed companies

\* تم احتساب النسبة باحتساب قيمة الأسهم المتداولة للـ ٤٣ شركة المدرجة.

### ترتيب الشركات العشر الأولى حسب قيمة الأسهم المتداولة (مليار ر.ق) 2014 Top Ten Active Stocks by Traded Value (Billion QR) - 2014



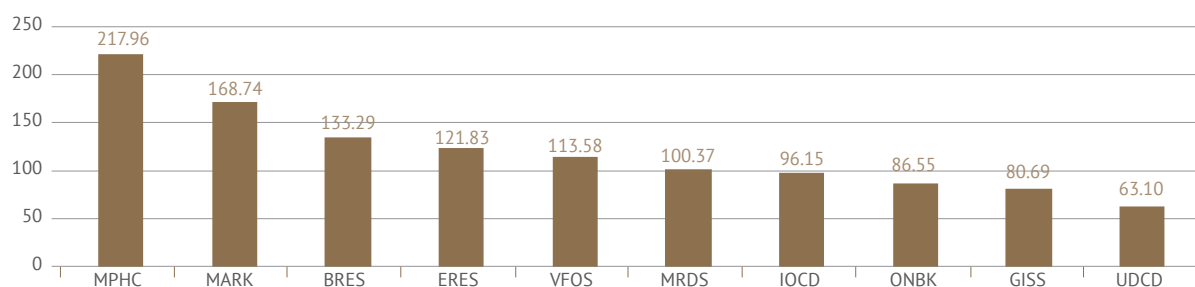
### الشركات العشر الأولى حسب عدد الصفقات المنفذة (ألف صفقة) 2014 Top Ten Active Stocks by Number of Transactions (in thousands transactions) - 2014

| الشركة<br>Company    | عدد الصفقات المنفذة (ألف صفقة)<br>Number of Transactions (in Thousands) | النسبة إلى إجمالي الصفقات<br>Percentage to Total Market* |
|----------------------|---|--|
| MPHC                 | 217.96  | 10.59%   |
| MARK                 | 168.74  | 8.20%  |
| BRES                 | 133.29  | 6.47%  |
| ERES                 | 121.83  | 5.92%  |
| VFQS                 | 113.58  | 5.52%  |
| MRDS                 | 100.37  | 4.88%  |
| IQCD                 | 96.15   | 4.67%  |
| QNBK                 | 86.55   | 4.20%  |
| GISS                 | 80.69   | 3.92%  |
| UDCD                 | 63.10   | 3.07%  |
| <b>Total المجموع</b> | <b>1182.27</b>  | <b>57.43%</b>  |
| <b>Total Market</b>  | <b>2058.60</b>  | <b>100%</b>  |

\*Percentage to total market in terms of number of transactions for the 43 listed companies.

\* تم احتساب النسبة باحتساب عدد الصفقات المنفذة للـ ٤٣ شركة المدرجة.

### الشركات العشر الأولى حسب عدد الصفقات المنفذة (ألف صفقة) 2014 Top Ten Active Stocks by Number of Transactions (in thousands transactions) - 2014

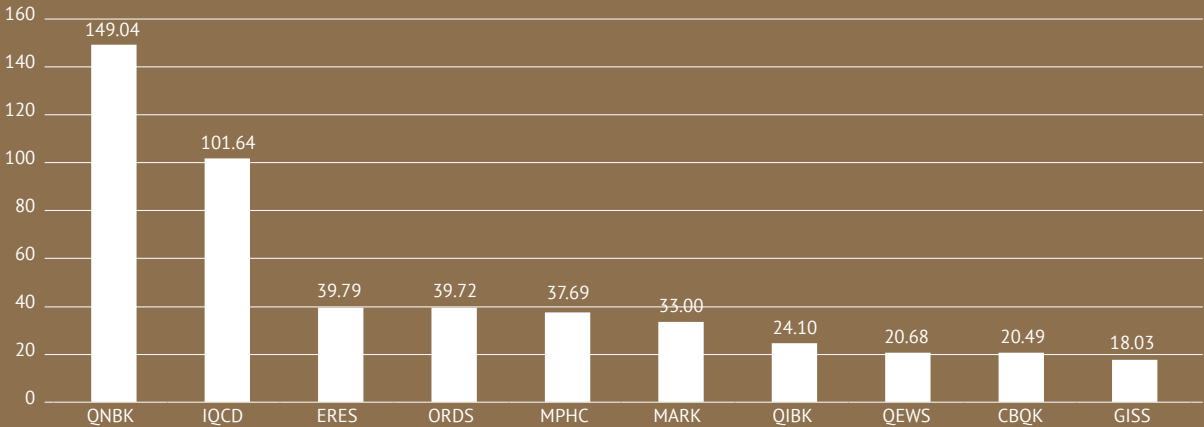


ترتيب الشركات العشر الأولى حسب القيمة السوقية 2014  
Top Ten Active Stocks by Market Capitalization - 2014

| الشركة<br>Company | القيمة السوقية (مليار ر.ق)<br>Market Capitalization (Billion QR) | النسبة إلى الإجمالي (%)<br>Percentage to Total Market (%)* |
|-------------------|--|--|
| QNBK              | 149.04   | 22.00  |
| IQCD              | 101.64   | 15.00  |
| ERES              | 39.79  | 5.87   |
| ORDS              | 39.72  | 5.86   |
| MPHC              | 37.69  | 5.56   |
| MARK              | 33.00  | 4.87   |
| QIBK              | 24.10  | 3.56   |
| QEWS              | 20.68  | 3.05   |
| CBQK              | 20.49  | 3.02   |
| GISS              | 18.03  | 2.66   |
| Total المجموع     | 484.18   | 71.47  |
| Total Market      | 677.45   | 100  |

\* Percentage to total market in terms of market capitalization for the 43 listed companies. تم احتساب النسبة باحتساب القيمة السوقية للـ ٤٣ شركة المدرجة.

الشركات العشر الأولى حسب القيمة السوقية (مليار ر.ق) 2014  
Top Ten Stocks by Market Capitalization (Billion QR) - 2014



كانت الشركة تتداول بالدينار الأمريكي في بداية إدارتها \*

\*The company was traded in USD when first listed

| جدول إدراجات الشركات في بورصة قطر منذ التأسيس وحتى تاريخه<br>Table of Listed Companies Since Inception of Qatar Stock Exchange in 1997 until present |                         |  |                                     |  |   |  |   |   |   |                                 |                                      |  |  |
|--|-------------------------|--|-------------------------------------|--|---|--|---|---|---|---------------------------------|--------------------------------------|--|--|
| م<br>#   | رمز<br>الشركة<br>Symbol | الشركة<br>Company                            | تاريخ<br>الإدراج<br>Listing<br>date | وضع الشركة<br>قبل الإدراج<br>Company's status before<br>listing                                | عدد الأسهم<br>المكتسب بها<br># of<br>subscribed<br>shares | سعر<br>الإغلاق<br>Close<br>price<br>(Qr) | يوم الإدراج<br>Co. Market Cap.<br>On listing<br>in Qr | النسبة المئوية<br>للأسهم<br>% of offered<br>shares to<br>public | عدد الأسهم<br>المطروحة للاكتتاب<br># of offered<br>shares | سعر<br>الاكتتاب<br>IPO<br>price | محتصلات<br>الاكتتاب<br>Issue<br>size | إجمالي<br>قيمة الشركة<br>Total Issue Value | وضع<br>الشركة حالياً<br>Company's<br>current<br>status |
| 1  | MCGS                    | المجموعة الطبية (مستشفى الأهلي سابقاً)       | 1997/08/27                          | قائمة<br>Fully operated  | 5,628,820   | 75.00                                    | 422,161,500   | NA  | NA  | NA                              | NA                                   | NA   | مدرجة  |
| 2  | QEWS                    | شركة الكهرباء، وماء، الطرية                  | 1998/05/03                          | قائمة<br>Fully operated  | 100,000,000   | 113.25                                   | 11,325,000,000  | NA  | NA  | NA                              | NA                                   | NA   | مدرجة  |
| 3  | ORDS                    | Ooredoo                                      | 1999/01/03                          | شركة مخصصة<br>Privatized Company   | 100,000,000   | 66.00                                    | 6,600,000,000   | 45.00%  | 45,000,000  | 60.00                           | 2,700,000,000                        | 6,000,000,000                              | مدرجة  |
| 4  | QISI                    | الإسلامية القارية للتأمين                    | 1999/12/12                          | قائمة - تحولت إلى مساهمة عامة<br>Operating joint-stock company to a public joint-stock company | 2,000,000   | 16.10                                    | 32,200,000  | NA  | NA  | NA                              | NA                                   | NA   | مدرجة  |
| 5  | SIIS                    | Salam International*                         | 2000/06/13                          | قائمة<br>Fully operated  | 20,000,000  | 0.90                                     | 65,520,000*   | 61.59%  | 12,317,000  | 0.225                           | 2,771,325                            | 41,062,500                                 | مدرجة  |
| 6  | DOHI                    | Doha Insurance Co.                           | 2001/12/05                          | قائمة<br>Newly incorporated  | 12,724,000  | 16.00                                    | 203,584,000   | 55.00%  | 6,998,200   | 10.10                           | 70,681,820                           | 128,512,400                                | مدرجة  |
| 7  | QGMD                    | Qatar German Co. for Medical Devices         | 2002/03/25                          | جديدة التأسيس<br>Newly incorporated  | 5,500,000   | 10.00                                    | 55,000,000  | 55.00%  | 3,025,000   | 10.10                           | 30,552,500                           | 55,550,000                                 | مدرجة  |
| 8  | QFLS                    | وقود   | 2002/12/15                          | شركة مخصصة<br>Privatized Company   | 30,000,000  | 36.20                                    | 1,086,000,000   | 60.00%  | 18,000,000  | 10.10                           | 181,800,000                          | 303,000,000                                | مدرجة  |
| 9  | QTIS                    | القصى الفني                                  | 2003/06/08                          | جديدة التأسيس<br>Newly incorporated  | 4,000,000   | 67.20                                    | 268,800,000   | 55.00%  | 2,200,000   | 12.50                           | 275,000,000                          | 50,000,000                                 | مستوطنة  |
| 10   | UDCD                    | United Development Co.                       | 2003/06/22                          | قائمة<br>Fully operated  | 50,000,000  | 28.70                                    | 1,435,000,000   | 55.00%  | 27,500,000  | 10.00                           | 275,000,000                          | 500,000,000                                | مدرجة  |
| 11   | IQCD                    | صناعات قطر                                   | 2003/08/03                          | شركة مخصصة<br>Privatized Company   | 500,000,000   | 64.60                                    | 32,300,000,000  | 30.00%  | 150,000,000   | 16.50                           | 2,475,000,000                        | 8,250,000,000                              | مدرجة  |
| 12   | NLCS                    | الوطنية لإيجارة                              | 2003/09/11                          | جديدة التأسيس<br>Newly incorporated  | 15,000,000  | 51.40                                    | 771,000,000   | 60.00%  | 9,000,000   | 10.10                           | 90,900,000                           | 151,500,000                                | مدرجة  |
| 13   | WDAM                    | شركة ودام الغذائية (مواشي سابقاً)            | 2004/01/21                          | جديدة التأسيس<br>Newly incorporated  | 30,000,000  | 19.00                                    | 570,000,000   | 70.00%  | 21,000,000  | 5.05                            | 106,050,000                          | 151,500,000                                | مدرجة  |
| 14   | GWCS                    | Gulf Warehousing Co.                         | 2004/03/22                          | جديدة التأسيس<br>Newly incorporated  | 12,000,000  | 25.30                                    | 303,600,000   | 63.00%  | 7,560,000   | 10.10                           | 76,356,000                           | 121,200,000                                | مدرجة  |
| 15   | QGTS                    | قطر نقل الغاز (نقلات)                        | 2005/04/07                          | جديدة التأسيس<br>Newly incorporated  | 560,000,000   | 70.90                                    | 39,704,000,000  | 50.00%  | 280,000,000   | 5.05                            | 1,414,000,000                        | 2,828,000,000                              | مدرجة  |
| 16   | DBIS                    | دلالة للوساطة والاستثمار القابضة             | 2005/09/04                          | جديدة التأسيس<br>Newly incorporated  | 20,000,000  | 113.10                                   | 2,262,000,000   | 73.00%  | 14,600,000  | 10.20                           | 148,920,000                          | 204,000,000                                | مدرجة  |
| 17   | BRES                    | برودة العقارية                               | 2006/02/09                          | جديدة التأسيس<br>Newly incorporated  | 200,000,000   | 38.60                                    | 7,720,000,000   | 55.00%  | 110,000,000   | 10.50                           | 1,155,000,000                        | 2,100,000,000                              | مدرجة  |
| 18   | MARK                    | مصرف الريان                                  | 2006/06/19                          | جديدة التأسيس<br>Newly incorporated  | 750,000,000   | 18.10                                    | 13,575,000,000  | 55.00%  | 412,500,000   | 5.35                            | 2,206,875,000                        | 4,012,500,000                              | مدرجة  |
| 19   | FFCK                    | الأولى للتحويل                               | 2006/07/13                          | قائمة - تحولت إلى مساهمة عامة<br>Operating transformed entity to a public joint-stock company  | 35,263,440  | 15.90                                    | 560,688,696   | NA  | NA  | NA                              | NA                                   | NA   | مستوطنة  |
| 20   | QIGD                    | المستثمرون القطريون (الخليج القابضة سابقاً)  | 2006/08/21                          | جديدة التأسيس<br>Newly incorporated  | 80,000,000  | 37.00                                    | 2,960,000,000   | 79.00%  | 63,200,000  | 10.50                           | 663,600,000                          | 840,000,000                                | مدرجة  |
| 21   | KCBK                    | بنك الخليج التجاري                           | 2007/08/01                          | جديدة التأسيس<br>Newly incorporated  | 720,000,000   | 12.30                                    | 8,856,000,000   | 16.67%  | 120,000,000   | 5.25                            | 630,000,000                          | 3,780,000,000                              | مدرجة  |
| 22   | MCCS                    | مجمع شركات المائي                            | 2007/08/08                          | قائمة - تحولت إلى مساهمة عامة<br>Operating transformed entity to a public joint-stock company  | 12,000,000  | 47.70                                    | 572,400,000   | NA  | NA  | NA                              | NA                                   | NA   | مدرجة  |
| 23   | AHCS                    | أعمال  | 2007/12/05                          | قائمة - تحولت إلى مساهمة عامة<br>Operating transformed entity to a public joint-stock company  | 345,000,000   | 13.90                                    | 4,795,500,000   | NA  | NA  | NA                              | NA                                   | NA   | مدرجة  |
| 24   | QOIS                    | شركة قطر وعمان للاستثمار                     | 2007/12/12                          | جديدة التأسيس<br>Newly incorporated  | 30,000,000  | 27.40                                    | 822,000,000   | 60.00%  | 18,000,000  | 10.30                           | 185,400,000                          | 309,000,000                                | مدرجة  |
| 25   | ERES                    | شركة إزدان العقارية                          | 2008/02/18                          | قائمة - تحولت إلى مساهمة عامة<br>Operating transformed entity to a public joint-stock company  | 456,900,000   | 12.30                                    | 5,619,870,000   | NA  | NA  | NA                              | NA                                   | NA   | مدرجة  |
| 26   | IHGS                    | المجموعة (الإسلامية القابضة للأوراق المالية) | 2008/03/03                          | قائمة - تحولت إلى مساهمة عامة<br>Operating transformed entity to a public joint-stock company  | 4,000,000   | 12.00                                    | 48,000,000  | NA  | NA  | NA                              | NA                                   | NA   | مدرجة  |
| 27   | GISS                    | الخليج الدولية للخدمات                       | 2008/05/26                          | شركة مخصصة<br>Privatized Company   | 122,869,996   | 39.80                                    | 4,890,225,841   | 70.00%  | 86,004,942  | 21.60                           | 1,857,706,758                        | 2,653,991,914                              | مدرجة  |
| 28   | VFQS                    | شركة فودافون قطر                             | 2009/07/22                          | جديدة التأسيس<br>Newly incorporated  | 845,400,000   | 11.40                                    | 9,637,560,000   | 40.00%  | 338,160,000   | 10.25                           | 3,466,140,000                        | 8,665,350,000                              | مدرجة  |
| 29   | MERS                    | شركة الميرة للمواد الاستهلاكية               | 2009/10/28                          | قائمة - تحولت إلى مساهمة عامة<br>Operating transformed entity to a public joint-stock company  | 10,000,000  | 24.50                                    | 245,000,000   | NA  | NA  | NA                              | NA                                   | NA   | مدرجة  |
| 30   | MRDS                    | شركة مزانا قطر للتطوير العقاري               | 2010/10/17                          | جديدة التأسيس<br>Newly incorporated  | 100,000,000   | 9.89                                     | 989,000,000   | 50.00%  | 50,000,000  | 10.50                           | 525,000,000                          | 1,050,000,000                              | مدرجة  |
| 31   | MPHC                    | شركة مسيلعد البتروكيمياويات القابضة          | 2014/02/26                          | شركة مخصصة<br>Privatized Company   | 1,256,317,500   | 55.00                                    | 69,097,462,500  | 25.725%   | 323,187,677   | 10.20                           | 3,296,514,305                        | 12,814,438,500                             | مدرجة  |



الشركات القائمة قبل إنشاء البورصة والتي أدرجت عند افتتاحها بتاريخ 26 مايو 1997  
Companies Listed on the First Trading Day of Qatar Stock Exchange (May 26, 1997)

| م # | رمز الشركة<br>Symbol | الشركة<br>Company   | تاريخ الإدراج<br>Listing date | وضع الشركة<br>قبل الإدراج<br>Company's status before listing | القيمة الاسمية للأسهم<br>عند الإدراج<br>Company's capital when listed | عدد الأسهم<br>عند الإدراج<br>Outstanding # shares when listed | وضع الشركة<br>حالياً<br>Company's current status |
|-----|----------------------|---|-------------------------------|--|---|---|--|
| 1   | QNBK                 | QNB   | 1997/05/26                    | قائمة<br>Fully operated                                      | 553,710,800   | 55,371,080  | مدرجة<br>Listed                                  |
| 2   | QIBK                 | مصرف قطر الإسلامي<br>Qatar Islamic Bank   | 1997/05/26                    | قائمة<br>Fully operated                                      | 200,000,000   | 20,000,000  | مدرجة<br>Listed                                  |
| 3   | CBQK                 | البنك التجاري<br>Commercial Bank Of Qatar   | 1997/05/26                    | قائمة<br>Fully operated                                      | 105,468,700   | 10,546,870  | مدرجة<br>Listed                                  |
| 4   | DHBK                 | بنك الدوحة<br>Doha Bank   | 1997/05/26                    | قائمة<br>Fully operated                                      | 78,750,000  | 7,875,000   | مدرجة<br>Listed                                  |
| 5   | ABQK                 | البنك الأهلي القطري<br>Ahli Bank of Qatar   | 1997/05/26                    | قائمة<br>Fully operated                                      | 90,000,000  | 9,000,000   | مدرجة<br>Listed                                  |
| 6   | QIIK                 | بنك قطر الدولي الإسلامي<br>Qatar International Islamic Bank                           | 1997/05/26                    | قائمة<br>Fully operated                                      | 100,000,000   | 10,000,000  | مدرجة<br>Listed                                  |
| 7   | QATI                 | شركة قطر للتأمين<br>Qatar Insurance Co.   | 1997/05/26                    | قائمة<br>Fully operated                                      | 100,000,000   | 10,000,000  | مدرجة<br>Listed                                  |
| 8   | QGRI                 | القطرية العامة للتأمين وإعادة التأمين<br>Qatar General Insurance & Reinsurance Co.    | 1997/05/26                    | قائمة<br>Fully operated                                      | 30,000,000  | 3,000,000   | مدرجة<br>Listed                                  |
| 9   | AKHI                 | مجموعة الخليج التكافلي<br>Al Khaleej Takaful Group                                    | 1997/05/26                    | قائمة<br>Fully operated                                      | 24,000,000  | 2,400,000   | مدرجة<br>Listed                                  |
| 10  | QIMD                 | الشركة القطرية للصناعات التحويلية<br>Qatar Industrial Manufacturing Co.               | 1997/05/26                    | قائمة<br>Fully operated                                      | 200,000,000   | 20,000,000  | مدرجة<br>Listed                                  |
| 11  | QNCD                 | شركة قطر الوطنية لصناعة الإسمنت<br>Qatar National Cement Co.                          | 1997/05/26                    | قائمة<br>Fully operated                                      | 65,007,200  | 6,500,720   | مدرجة<br>Listed                                  |
| 12  | ZHCD                 | زاد القابضة (شركة مطاحن الدقيق القطرية)<br>Zad Holding (Qatar Flour Mills Co.)        | 1997/05/26                    | قائمة<br>Fully operated                                      | 40,000,000  | 4,000,000   | مدرجة<br>Listed                                  |
| 13  | QSHS                 | الشركة القطرية للنقل البحري<br>Qatar Shipping Co.                                     | 1997/05/26                    | قائمة<br>Fully operated                                      | 1,000,000,000   | 100,000,000   | مشطوبة<br>Delisted                               |
| 14  | QRES                 | الشركة القطرية للاستثمارات العقارية<br>Qatar Real Estate Investment Co.               | 1997/05/26                    | قائمة<br>Fully operated                                      | 250,000,000   | 25,000,000  | مشطوبة<br>Delisted                               |
| 15  | QNNS                 | شركة الملاحة القطرية<br>Qatar Navagation Co.  | 1997/05/26                    | قائمة<br>Fully operated                                      | 100,000,000   | 10,000,000  | مدرجة<br>Listed                                  |
| 16  | QCFS                 | شركة قطر للسينما وتوزيع الأفلام<br>Qatar Cinema & Film Distribution Co.               | 1997/05/26                    | قائمة<br>Fully operated                                      | 10,362,000  | 1,036,200   | مدرجة<br>Listed                                  |
| 17  | QLTS                 | الشركة القطرية للمشاريع السياحية والترفيهية<br>Qatar Leisure & amusement projects Co. | 1997/05/26                    | قائمة<br>Fully operated                                      | 30,000,000  | 3,000,000   | مشطوبة<br>Delisted                               |

بيانات جميع عمليات إلغاء الإدراج في البورصة منذ التأسيس  
Details of all Delistings in QSE Since Inception

| م # | رمز الشركة<br>Symbol | الشركة<br>Company   | تاريخ إلغاء الإدراج<br>Delisting date | سبب الإلغاء<br>Reason of Delisting   |
|-----|----------------------|---|---------------------------------------|--|
| 1   | QLTS                 | الشركة القطرية للمشاريع السياحية والترفيهية<br>Qatar Leisure & amusement projects co. | 2003/12/01                            | نتيجة الاستحواذ عليها من قبل الخطوط الجوية القطرية<br>Acquired and merged in Qatar Airways   |
| 2   | QTIS                 | الفحص الفني<br>Qatar Tehnical Inspection Co.  | 2009/06/02                            | نتيجة اندماجها بطريق الضم مع شركة قطر للوقود<br>Acquired and merged in Qatar Fuel            |
| 3   | QSHS                 | الشركة القطرية للنقل البحري<br>Qatar Shipping Co.                                     | 2010/04/14                            | نتيجة الاستحواذ عليها من قبل شركة الملاحة القطرية<br>Acquired and merged in Qatar Navigation |
| 4   | QRES                 | الشركة القطرية للاستثمارات العقارية<br>Qatar Real Estate Investment Co.               | 2010/04/22                            | نتيجة الاستحواذ عليها من قبل شركة بروة<br>Acquired and merged in Barwa Real Estate Co.       |
| 5   | FFCK                 | الأولى للتمويل<br>First Finance   | 2011/04/05                            | نتيجة الاستحواذ عليها من قبل بنك بروة<br>Acquired and merged in Barwa Bank                   |

| Actual Ownership Levels of Listed Companies as of December 31, 2014 |                              |  |                             |                                   |            |   | مستويات الملكية الفعلية في الشركات المدرجة كما في 31 ديسمبر 2014 |                         |   |                                  |                              |        |              |
|---|------------------------------|--|-----------------------------|-----------------------------------|------------|---|--|-------------------------|---|----------------------------------|------------------------------|--------|--------------|
| عدد الأسهم المملوكة للأجانب   | عدد الأسهم المملوكة للقطريين | نسبة الحد الأقصى لتملك الأجانب من إجمالي رأس المال | الحد الأقصى لتملك الأجانب   | إجمالي عدد اسهم الشركة المكتتب به | رمز الشركة | اسم الشركة  | Actual Foreign Ownership   | Actual Qatari Ownership | Foreign Ownership Limit (as % of Total Capital) | Foreign Ownership Limit (shares) | Total # of Subscribed Shares | Symbol | Company Name |
| قطاع البنوك والخدمات المالية  |                              |  |                             |                                   |            |   | Banks & Financial Services                                       |                         |   |                                  |                              |        |              |
| 51,473,924  | 648,255,514                  | 25%  | 174,932,359                 | 699,729,438                       | QNBK       | Qatar National Bank                                   |  |                         |   |                                  |                              |        |              |
| 14,727,488  | 221,565,712                  | 25%  | 59,073,300                  | 236,293,200                       | QIBK       | Qatar Islamic Bank                                    |  |                         |   |                                  |                              |        |              |
| 46,079,007  | 250,856,639                  | 25%  | 74,233,911                  | 296,935,646                       | CBQK       | Commercial Bank of Qatar                              |  |                         |   |                                  |                              |        |              |
| 31,782,724  | 226,589,528                  | 25%  | 64,593,063                  | 258,372,252                       | DHBK       | Doha Bank   |  |                         |   |                                  |                              |        |              |
| 107,619   | 165,089,884                  | 25%  | 41,299,375                  | 165,197,503                       | ABQK       | Ahli Bank   |  |                         |   |                                  |                              |        |              |
| 4,865,013   | 146,503,736                  | 25%  | 37,842,187                  | 151,368,749                       | QIIK       | Qatar International Islamic Bank                      |  |                         |   |                                  |                              |        |              |
| 118,944,814   | 631,055,186                  | 49%  | 367,500,000                 | 750,000,000                       | MARK       | Masraf Al Rayan                                       |  |                         |   |                                  |                              |        |              |
| 49,292,136  | 302,807,963                  | 25%  | 90,000,000                  | 360,000,000                       | KCBK       | Al Khalij Commercial Bank (Al Khaliji)                |  |                         |   |                                  |                              |        |              |
| 5,930,924   | 43,549,276                   | 25%  | 12,370,050                  | 49,480,200                        | NLCS       | National Leasing                                      |  |                         |   |                                  |                              |        |              |
| 1,053,169   | 21,146,831                   | 25%  | 5,550,000                   | 22,200,000                        | DBIS       | Dlala Holding   |  |                         |   |                                  |                              |        |              |
| 2,651,849   | 21,049,346                   | 25%  | 7,875,000                   | 31,500,000                        | QOIS       | Qatar Oman Investment Company                         |  |                         |   |                                  |                              |        |              |
| 376,512   | 3,623,488                    | 25%  | 1,000,000                   | 4,000,000                         | IHGS       | Islamic Holding Group                                 |  |                         |   |                                  |                              |        |              |
| قطاع الخدمات والسلع الاستهلاكية                                     |                              |  |                             |                                   |            |   | Consumer Goods & Services  |                         |   |                                  |                              |        |              |
| 223,913   | 12,857,155                   | 25%  | 3,270,267                   | 13,081,068                        | ZHCD       | Zad Holding Company                                   |  |                         |   |                                  |                              |        |              |
| 2,149,270   | 9,400,730                    | 25%  | 2,887,500                   | 11,550,000                        | QGMD       | Qatar German For Medical Devices                      |  |                         |   |                                  |                              |        |              |
| 14,384,274  | 99,930,313                   | غير محدد / No Limit Applies                        | غير محدد / No Limit Applies | 114,314,587                       | SIIS       | Salam International                                   |  |                         |   |                                  |                              |        |              |
| 1,706,264   | 26,437,836                   | 25%  | 7,036,025                   | 28,144,100                        | MCGS       | Medicare Group  |  |                         |   |                                  |                              |        |              |
| 241,688   | 5,468,126                    | 25%  | 1,427,453                   | 5,709,814                         | QCFS       | Qatar Cinema  |  |                         |   |                                  |                              |        |              |
| 5,693,195   | 78,766,180                   | 25%  | 21,114,843                  | 84,459,375                        | QFLS       | Qatar Fuel  |  |                         |   |                                  |                              |        |              |
| 1,299,084   | 16,700,916                   | 25%  | 4,500,000                   | 18,000,000                        | QMLS       | Widam Food Company                                    |  |                         |   |                                  |                              |        |              |
| 2,591,003   | 17,408,997                   | 25%  | 5,000,000                   | 20,000,000                        | MERS       | Al Meera Consumer Goods Company                       |  |                         |   |                                  |                              |        |              |
| قطاع الصناعة  |                              |  |                             |                                   |            |   | Industrials  |                         |   |                                  |                              |        |              |
| 3,688,886   | 43,831,114                   | 25%  | 11,880,000                  | 47,520,000                        | QIMD       | Qatar Industrial Manufacturing                        |  |                         |   |                                  |                              |        |              |
| 3,055,927   | 46,044,669                   | 25%  | 12,275,149                  | 49,100,596                        | QNCD       | Qatar National Cement                                 |  |                         |   |                                  |                              |        |              |
| 43,272,658  | 561,727,342                  | 25%  | 151,250,000                 | 605,000,000                       | IQCD       | Industries Qatar                                      |  |                         |   |                                  |                              |        |              |
| 1,817,329   | 122,509,449                  | 25%  | 31,081,694                  | 124,326,778                       | QIGD       | Qatari Investors Group (Al-Khalij Holding Previously) |  |                         |   |                                  |                              |        |              |
| 11,222,328  | 98,777,672                   | 25%  | 27,500,000                  | 110,000,000                       | QEWS       | Electricity & Water                                   |  |                         |   |                                  |                              |        |              |
| 1,561,758   | 44,057,442                   | 25%  | 11,404,800                  | 45,619,200                        | MCCS       | Mannai Corporation                                    |  |                         |   |                                  |                              |        |              |
| 6,536,296   | 593,463,704                  | 25%  | 150,000,000                 | 600,000,000                       | AHCS       | Aamal Holding   |  |                         |   |                                  |                              |        |              |
| 23,364,321  | 162,476,548                  | 25%  | 46,460,217                  | 185,840,869                       | GISS       | Gulf International Services Company                   |  |                         |   |                                  |                              |        |              |
| 7,336,467   | 1,248,981,033                | 25%  | 314,079,375                 | 1,256,317,500                     | MPHC       | Mesaieed Petrochemical Holding Co                     |  |                         |   |                                  |                              |        |              |
| قطاع التأمين  |                              |  |                             |                                   |            |   | Insurance  |                         |   |                                  |                              |        |              |
| 5,086,071   | 155,454,309                  | 25%  | 40,135,095                  | 160,540,380                       | QATI       | Qatar Insurance                                       |  |                         |   |                                  |                              |        |              |
| 2,129,997   | 47,870,003                   | 25%  | 12,500,000                  | 50,000,000                        | DOHI       | Doha Insurance  |  |                         |   |                                  |                              |        |              |
| 16,330,359  | 52,844,901                   | 25%  | 17,293,815                  | 69,175,260                        | QGRI       | Qatar General Insurance                               |  |                         |   |                                  |                              |        |              |
| 642,158   | 21,556,018                   | 25%  | 5,549,544                   | 22,198,176                        | AKHI       | AlKhaleej Takaful Group                               |  |                         |   |                                  |                              |        |              |
| 421,285   | 14,578,715                   | 25%  | 3,750,000                   | 15,000,000                        | QISI       | Qatar Islamic Insurance                               |  |                         |   |                                  |                              |        |              |
| قطاع العقارات   |                              |  |                             |                                   |            |   | Real Estate  |                         |   |                                  |                              |        |              |
| 43,668,842  | 310,417,408                  | 25%  | 88,521,562                  | 354,086,250                       | UDCD       | United Development Company                            |  |                         |   |                                  |                              |        |              |
| 30,976,898  | 358,147,739                  | 25%  | 97,281,159                  | 389,124,637                       | BRES       | Barwa Real Estate                                     |  |                         |   |                                  |                              |        |              |
| 19,053,549  | 2,633,443,142                | 25%  | 663,124,172                 | 2,652,496,691                     | ERES       | Ezdan Holding Group                                   |  |                         |   |                                  |                              |        |              |
| 10,480,186  | 89,519,814                   | 25%  | 25,000,000                  | 100,000,000                       | MRDS       | Mazaya Qatar  |  |                         |   |                                  |                              |        |              |
| قطاع الاتصالات  |                              |  |                             |                                   |            |   | Telecoms   |                         |   |                                  |                              |        |              |
| 70,165,698  | 250,154,302                  | غير محدد / No Limit Applies                        | غير محدد / No Limit Applies | 320,320,000                       | ORDS       | Ooredoo   |  |                         |   |                                  |                              |        |              |
| 61,951,112  | 783,448,888                  | غير محدد / No Limit Applies                        | غير محدد / No Limit Applies | 845,400,000                       | VFQS       | Vodafone Qatar  |  |                         |   |                                  |                              |        |              |
| قطاع النقل  |                              |  |                             |                                   |            |   | Transportation   |                         |   |                                  |                              |        |              |
| 6,076,877   | 108,448,323                  | 25%  | 28,631,300                  | 114,525,200                       | QNNS       | Qatar Navigation                                      |  |                         |   |                                  |                              |        |              |
| 11,862,900  | 35,698,075                   | 25%  | 11,890,243                  | 47,560,975                        | GWCS       | Gulf Warehousing                                      |  |                         |   |                                  |                              |        |              |
| 58,888,011  | 501,111,989                  | 25%  | 140,000,000                 | 560,000,000                       | QGTS       | Qatar Gas Transport - Nakilat                         |  |                         |   |                                  |                              |        |              |

**\*\* KCBK:** As described in its Articles of Association, Al khaliiji Bank has different ownership limits according to nationality. Qatari nationals' ownership is designed to be not less than 51% of the bank's capital. Currently, Qatari nationals hold 84.10% of total shares (302807963 shares). The second grouping is the citizens from Kuwait, Oman, UAE, and Bahrain, who may own up to 49% of the bank's capital (current holdings stand at 13.70% of total capital, 49292136 shares). The third category is the other nationalities that may own up to 25% of the free float of the company (current holdings at 2.20%).

**\*\*\* QGRI:** Some investors used to hold the Qatari nationality and then changed their nationality later on and as a result the actual foreign ownership level at this stage might be greater than the stipulated 25% free float.

**\*\*\*\* QGMD:** Qatar German for Medical Devices. The maximum individual ownership limit for Non-Qatari investors is 10% of the capital i.e.,1155000 shares.

**\*\*\*\*\*QOIS:** In this instance foreign ownership refers to Non Qatari and Non Omani investors who may hold up to 25% of free float (15% of total capital). The Articles of Association of the company stated that Omani nationals could subscribe up to 9 Million shares of the 30 million shares issued during initial IPO and another 6 million shares were to be reserved for the Government of Oman (combined current holdings now 8.40% of capital or 2651849 shares). The same provision applied to Qatari nationals and their Government (current combined holdings now up to 66.80% of capital - 21049346 shares) .

بنك الخليج التجاري: وفقاً للنظام الأساسي فإن البنك لديه نسب مختلفة للتملك طبقاً للجنسية بحيث لا تقل نسبة تملك القطريين عن نسبة 51% من رأس المال ورأس المال حالياً يتمثل فيما يلي: يمتلك المساهمين القطريين نسبة 84.10% بعدد (302807963) سهم. يمتلك المساهمين من دول الكويت وسلطنة عمان والإمارات العربية المتحدة والبحرين ما نسبته 49% بعدد (49292136) سهم مع العلم بأن هؤلاء المساهمين مسموح أن تصل نسبة ملكيتهم إلى 13.70% الحد الأقصى للتملك، أما بالنسبة للجنسيات الأخرى المسموح لها بتملك ما نسبته 25% من الأسهم المتوفرة للتداول وتملك حالياً ما نسبته 2.20% من رأس المال.

القطرية العامة للتأمين وإعادة التأمين: بعض المساهمين في هذه الشركة كانوا يحملون جنسيات قطرية ثم قاموا بتغيير جنسيتهم القطرية إلى جنسيات أخرى وبالتالي فإن نسبة تملك الأجانب في هذه الشركة حالياً قد تتعدى نسبة ال 25% المقررة من عدد الأسهم المتاحة للتداول.

الشركة الألمانية للمستلزمات الطبية: الحد الأقصى لتملك المساهم الغير قطري 10 % من رأس المال أو ما يعادل (1155000) سهم.

شركة قطر وعمان: يحق للمساهمين غيرالقطريين وغير العمانيين تملك نسبة 25% من الأسهم القابلة للتداول (15% من إجمالي رأس المال). ووفقاً للنظام الاساسي للشركة، يحق للأفراد العمانيين تملك 9 مليون سهم من أصل 30 مليون سهم خلال فترة الإكتتاب العام، بالإضافة إلى 6 مليون سهم تم حجزها لحكومة سلطنة عمان (ويتملكون ما مجموعه 8.40% من رأس المال أو 2651849 سهم). وتنطبق نفس الحالة على الأفراد القطريين وحكومة دولة قطر (يتملكون ما مجموعه 66.80% أمن رأس المال أو 21049346 سهم).