



بورصة قطر  
Qatar Stock Exchange



# ANNUAL REPORT

# 2023



His Highness  
**Sheikh Tamim Bin Hamad Al-Thani**  

---

THE EMIR OF THE STATE OF QATAR

# Table of Contents



## INTRODUCTION

VISION AND MISSION  
BOARD OF DIRECTORS  
CEO'S MESSAGE

5-6  
7  
8-9



## QSE NEW LISTINGS

BEEMA  
DUKHAN BANK  
MEEZA  
AL MAHHAR

11-12



## ACHIEVEMENTS & EVENTS

QSE ACHIEVEMENTS  
AND EVENTS 2023

14-20



## STATISTICS 2023

MAIN INDICATORS  
QE INDEX  
QSE INDICES  
SHAREHOLDER BY ACTIVITY

22  
31  
33  
35

# Introduction



# VISION

The primary aim of Qatar Stock Exchange is to support Qatar's economy by giving investors a platform through which they can trade fairly and efficiently. The Exchange is part of a comprehensive national strategy that aims to establish Qatar as a world-class international market and reinforce the Country's position as a regional financial center. Thus, the technological capabilities were enhanced and issuers and investors' access was facilitated.

# MISSION

- Develop a successful regional and international exchange with strong domestic roots.
- Help develop Qatar into the region's primary financial center.
- Offer a diversified range of investment and trading opportunities for investors and members.
- Provide domestic and international investors with access to listed companies from Qatar and abroad.
- Be an important domestic and regional capital market for issuers to raise capital and for investors to trade securities and derivative products.
- To be an important leading institution at the national and regional levels with a global reputation.
- Provide a work environment based on reaching excellence and giving the opportunity to grow and develop.

# Board of Directors (2024)



**H.E. Sheikh Mohammed Bin Hamad Bin Qassim Al Thani**  
Chairman



**Mr. Mansoor Ebrahim Al Mahmoud**  
Vice Chairman



**Mr. Ahmed Ali Hassan Al-Hammadi**  
Board Member



**Mr. Abdulla Mubarak Al-Khalifa**  
Board Member



**Mr. Mohammed Khalid Al-Ghanem**  
Board Member



**Mr. Yousuf Mohamed Al- Jaida**  
Board Member



**Mr. Waleed Jassim Al-Musallam**  
Board Member



**Sheikh Salman bin Hasan Al Thani**  
Board Member



**Mr. Andre Went**  
Board Member

# CEO's Message

**“ We will continue to build on the progress that we have achieved. As we head into the future, we will remain focused on adopting and promoting best practices in global financial markets with an emphasis on sustainable growth. ”**



## Abdul Aziz Nasser Al-Emadi Acting CEO

In 2023, the Qatar Stock Exchange (QSE) continued in its efforts to achieve its strategic objectives and enhance its role locally and internationally. The QSE achieved remarkable progress as a platform for economic diversification and helping to achieve sustainable development, contributing to all the pillars of human, social, economic and environmental development outlined in Qatar National Vision 2030.

These achievements are evidenced by the trading performance and infrastructure improvements, Corporate Social Responsibility (CSR) activities and the promotion of market awareness,

roadshows to support investment promotion and to improve market transparency and IR disclosures in accordance with international best practice.

At the close of 2023, the Qatar Stock Exchange General Index registered a 1.40% increase compared to the end of 2022, rising to 10,830.63. This upward movement in the index was accompanied by a 2.7% year-on-year growth in market capitalization, increasing to 624.6 billion Qatari riyals by the end of 2023.

One notable achievement during the year was the listing of three new companies on the main market: Dukhan Bank, Damaan

Islamic Insurance Company (Beema), and Meeza QSTP. Furthermore, Mekdam Holding Group underwent a successful upgrade to the main market, accompanied by a capital increase. Additionally, Al Mahhar Holding Company was listed on the Venture Market.

Amidst these achievements, QSE remained steadfast in providing efficient services to our members and investors, while also advancing our offerings. Key initiatives, such as the Market Maker initiative in collaboration with the Qatar Investment Authority, were successfully executed. Additionally, efforts were directed towards enhancing foreign ownership limits in listed companies and preparing for the listing of new entities across our main and venture markets in 2024.

Throughout 2023, QSE demonstrated operational resilience, maintaining full operational readiness and conducting successful business continuity tests. These endeavors underscore our commitment to ensuring seamless operations and effective risk management practices.

Furthermore, we embarked on strategic enhancements to our systems and procedures, ensuring the highest standards of performance and services. It commenced the implementation of

a more sophisticated trading platform, aimed at facilitating the introduction of diverse financial instruments, targeted products, and paving the way for the future launch of the derivatives market and central counterparty (CCP). In addition, QSE website was also enhanced to align with our new trading system, offering advanced analytics and streamline market data monitoring.

Looking ahead, the Qatar Stock Exchange Board of Directors and the Executive Management remain steadfast in our commitment to implementing an ambitious strategy aimed at upgrading the market from the emerging market status to developed market status. This strategy focused on driving market development, enhancing liquidity, and attracting foreign investment through the improvement of infrastructure, the introduction of innovative services, and the offering of diverse investment options for investors.

2023 was a year of success for us, and we remain committed to expanding and enhancing the robust foundations and infrastructure of the capital market sector. Our ongoing efforts are driven by our dedication to achieving our goals, which we believe are in the best interests of Qatar National Economy.

# New Listings 2023



# QSE NEW LISTINGS 2023

## BEEMA, Dukhan Bank, Al Mahhar and MEEZA successfully list their shares on QSE

The Damaan Islamic Insurance Company “BEEMA”, the Dukhan Bank, and MEEZA successfully listed their shares on QSE’s main market. With the listing of these three companies, the number of listed companies on QSE’s main market has become 51.



Beema - 16th January 2023 Main Market



Dukhan Bank - 21st February 2023 Main Market

# QSE NEW LISTINGS 2023

The offering of MEEZA shares was conducted through the 'Book Building' mechanism, which was used for the first time in Qatar. This mechanism is used in many global and regional markets to determine the share offering price by relying on qualified investors who have sufficient experience and knowledge and the necessary mechanisms for fair pricing of the security.



# Achievements



# QSE Achievements 2023

## Qatar Stock Exchange Successfully Launched New Electronic Trading System in Collaboration with London Stock Exchange Group

QSE has made a significant achievement by launching a new and high-performing trading platform built on the same advanced technology used by many global capital markets. The new trading platform provides innovative, robust, and scalable solutions that align with the advanced financial market technologies utilized by London Stock Exchange Group (LSEG). These technologies encompass trading services, market data, data analytics, and market surveillance.

## QIA announced commitment to permanent market making initiative at Qatar Stock Exchange

After the successful pilot phase of the Market Making Initiative initiated by the Qatar Investment Authority (QIA) in September 2022, QIA, in collaboration with QSE, has established a permanent market making program. This program dedicates up to one billion QAR to reinforce QSE's competitiveness. The permanent program will help enhance liquidity in the market, improve price discovery, and strengthen investors' confidence.



# QSE Achievements 2023

## QSE Celebrates the Launch of Qatar's 3rd Financial Sector Strategy

QSE proudly participated in the inauguration ceremony of the 3rd Financial Sector Strategy, a pivotal initiative led by the Qatar Central Bank to advance the financial sector in alignment with the Qatar National Vision 2030. Designed to address emerging opportunities and challenges, the strategy focuses on four key pillars: the banking sector, insurance sector, digital financial services ecosystem, and capital markets, with QSE being a fundamental cornerstone.

Amidst ongoing challenges, QSE remains committed to enhancing its infrastructure, including trading systems and regulatory frameworks, while facilitating the listing process for local companies. Additionally, the Exchange is spearheading initiatives aimed at bolstering market mechanisms and fostering growth in Qatar's financial landscape.



# QSE Achievements 2023



## QSE and MSCI host 'explainer' seminar for ESG rating

QSE and MSCI hosted a seminar, primarily aimed at listed companies, to assist in the understanding of the ratings methodology underlying the MSCI QSE 20 ESG Index. The joint index, launched in November 2021, is designed to identify the top 20 securities within the MSCI Qatar IMI Index that demonstrate the best Environmental, Social and Governance (ESG) profile.



## QSE, QFCA, and MARC Forge Strategic Partnership

QSE, in collaboration with Qatar Financial Centre Authority (QFCA), signed a Memorandum of Understanding (MoU) with Malaysian Rating Corporation Berhad (MARC). The MoU solidifies the commitment of QSE, QFC, and MARC to foster stronger ties and facilitate collaborative initiatives.

## QSE Concludes Investment Campaign in New York to Showcase Qatari Listed Companies

QSE concluded an investment forum in New York aimed at showcasing its leading listed companies, at a roadshow, hosted at Bank of America. The roadshow, which was part of QSE's strategy to expand its investor base, attract further foreign investment and showcase the strength and potential of Qatar's capital markets.

# QSE Achievements 2023



## QSE Welcomes British Delegation in a Bell Ringing Ceremony

The QSE received a high-profile delegation from the City of London, led by Alderman Nicholas Lyons, the Rt. Hon. The Lord Mayor of the City of London. The delegation, accompanied by Jon Wilks CMG, the British Ambassador to the State of Qatar and Oliver Christian, the British Trade Commissioner for the Middle East and Pakistan, was welcomed at the QSE Trading Hall in a bell-ringing ceremony.

## QSE Rings the Bell for Financial Literacy Initiative as Part of the World Investor Week

QSE hosted a bell-ringing ceremony as part of its participation in the World Investor Week initiated by IOSCO in collaboration with the World Federation of Exchanges (WFE). QSE is dedicated to improving financial literacy across all segments of society, with a specific emphasis on the youth. Consequently, QSE's strategic plan incorporates several financial literacy goals aimed at raising awareness among researchers, issuers, brokers, and investors across all age demographics. Since 2013, QSE has conducted financial education programs, benefiting over 10,000 students from diverse educational institutions, universities, schools, and colleges.



# QSE Achievements 2023

## Government Bond Market Development

On the government debt side, the QSE platform continued to enable an efficient mechanism for Qatar's T-Bill and Bond financing program. There were eighty-seven T-Bills and two bond issues in 2023 raising QR 80 billion, leaving the total outstanding at sixty T-Bill issues and thirty-three Bond issues at year-end. The platform traded QR 5 billion during the year.

## Listed Company Capacity Building - Sustainability

In 2023 QSE held bi-monthly webinars with listed companies as the target audience, and expert presenters covering international and regional best practice, measuring GHG emissions, ISSB S1 and S2 corporate disclosure requirements, transition planning and sustainability strategy planning. QSE hosted six webinars/seminars with five-hundred + corporate representative attendees in aggregate in 2023.

## University of Doha for Science and Technology and QSE sign an MoU

QSE and University of Doha for Science and Technology (UDST) signed an MoU providing both entities a multitude of solid opportunities to strengthen their training and development endeavors. The new partners agreed on many initiatives that include conducting workshops, practical and vocational training programs, internships for students, as well as, trading simulation programs and introduction to safe investment methods.



# QSE Achievements 2023

## QSE signs an MoU with The Saudi Tadawul Group

The QSE signed a Memorandum of Understanding (MoU) with the Saudi Tadawul Group with the goal of strengthening their partnership and establishing a foundation for cooperation between the two parties. According to the MoU, the two parties agreed to cooperate in a number of areas of interest, such as the mechanisms applied to enhance market operations, and the exchange of information and expertise related to investment products and services available in the financial markets, in addition to preparing joint research to promote investment opportunities and enhance the capacity of their respective markets.

## QSE Hosts Event on Qatar Derivatives Market's Target Operating Model

QSE hosted a pivotal event titled "An Introduction to Qatar Derivatives Market's Target Operating Model." The event gathered all brokers and custodians actively operating in the market. Key highlights of the event encompassed in-depth discussions on various aspects including an overview of the QDM project plan, outlining the key milestones and timelines.



# QSE Achievements 2023

## Educational Campaign on Securities Lending and Borrowing, and Covered Short Selling Mechanisms

QSE launched an educational campaign aimed at clarifying securities lending and borrowing mechanisms, as well as covered short selling in the Qatari financial market. This campaign comes as part of QSE's ongoing efforts to enhance understanding and awareness among investors and market participants about these important mechanisms. The campaign included informative seminars and workshops in Arabic and English.

## QSE Announces the Launch of Covered Short Selling and Securities Lending & Borrowing Activities

As part of the initiatives aimed at developing market mechanisms and enhancing liquidity, QSE announced the commencement of Covered Short Selling and Securities Lending & Borrowing activities in the market. Aligned with its commitment to enhancing market infrastructure, this initiative marks a significant step towards facilitating the derivatives market and expanding tradable investment instruments within the QSE.

## QSE to shift shortened settlement cycle T+2

QSE shifted to a shortened settlement period 'T+2' from 'T+3', a move that helped investors receive their cash faster and substantially reduce the operational and counterparty risks. The endeavour is to follow the best international practices in the global financial markets in order to provide the best ways and functions to enhance the efficiency of Qatar's securities market.

## QSE Joins Forces with Qatar Chamber to Sponsor "Made in Qatar 2023" Exhibition

In a landmark collaboration, Qatar Stock Exchange (QSE) and Qatar Chamber jointly announced the signing of a strategic cooperation agreement to sponsor the "Made in Qatar 2023" exhibition. Organized by Qatar Chamber. As the diamond sponsor of the exhibition, QSE aims to contribute to enhancing investment in Qatar's industrial sector and supporting participating Qatari companies.



# Statistics 2023



# Statistics 2023

## إحصائيات ٢٠٢٣

### Main Market Indicators

### مؤشرات السوق الرئيسية

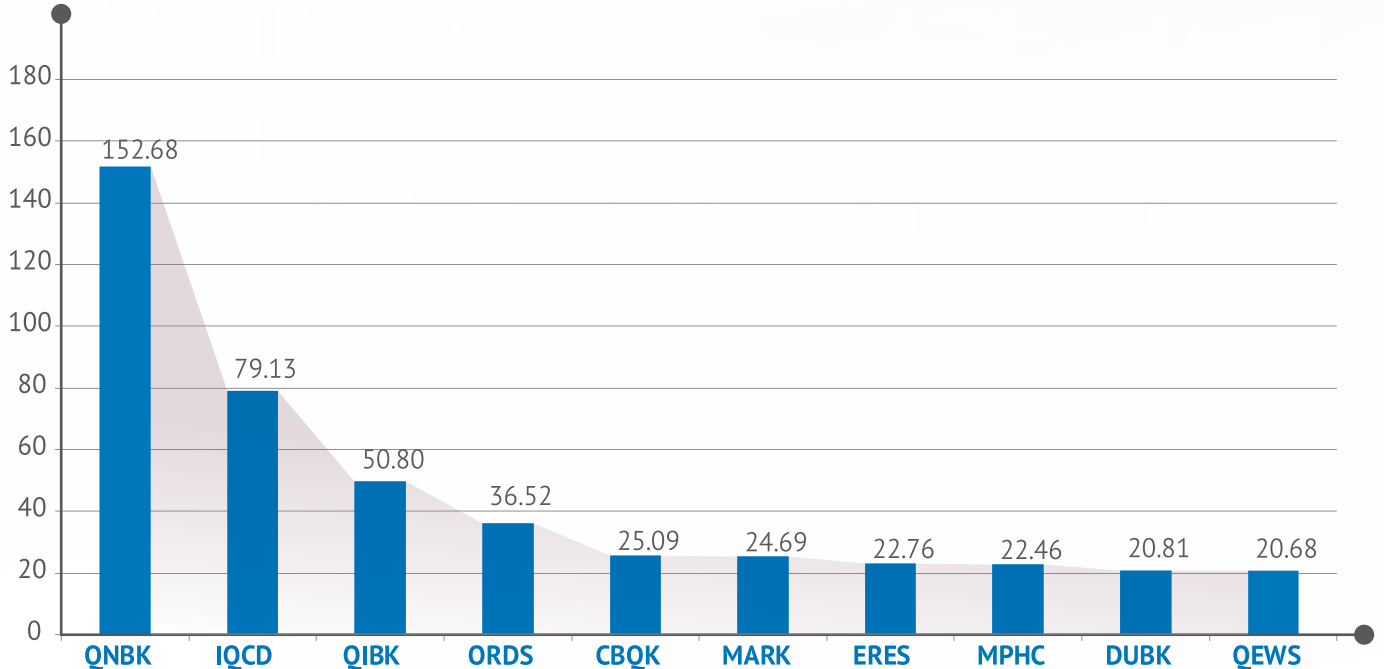
Period's Data	2023	2022	2021	2020	2019	2018	بيانات الفترة
Volume of Shares Traded	44,609,373,315	45,379,697,962	47,036,730,269	55,155,159,883	11,415,730,588	2,285,922,661	عدد الأسهم المتداولة
Value of Shares Traded (QR)	125,268,818,816	160,381,804,028	112,778,614,090	105,781,074,677	67,704,690,590	68,501,319,679	قيمة الأسهم المتداولة (ر.ق)
Number of Transactions	4,263,177	4,130,883	2,467,115	2,287,321	1,529,017	1,042,985	عدد الصفقات
Number of Trading Days	250	249	249	249	250	249	عدد أيام التداول
Average Daily Trading Value (QR)	501,075,275	644,103,631	452,926,161	424,823,593	270,818,762	275,105,702	متوسط قيمة التداول اليومي (ر.ق)
No. of New Listings in the Main Market	3	0	1	0	1	1	عدد إصدارات الأسهم الجديدة في السوق الرئيسية
Nominal Value of New Listings in the Main Market (QR Million)	6,083	0	350	0	1,901	5,580	قيمة إصدارات الأسهم الجديدة مليون (ر.ق) في السوق الرئيسية

## ترتيب الشركات العشر الأولى حسب القيمة السوقية Top Ten Stocks by Market Capitalization

ترتيب الشركات العشر الأولى حسب القيمة السوقية  
Top Ten Stocks by Market Capitalization

الشركة Company	القيمة السوقية (مليار ر.ق.) Market Capitalization (bn Q.R.)	(%) النسبة إلى الإجمالي (%) Percentage to Total Market
QNBK	152.68	24.44%
IQCD	79.13	12.67%
QIBK	50.80	8.13%
ORDS	36.52	5.85%
CBQK	25.09	4.02%
MARK	24.69	3.95%
ERES	22.76	3.64%
MPHC	22.46	3.60%
DUBK	20.81	3.33%
QEWS	20.68	3.31%
<b>Total</b>	<b>455.62</b>	<b>72.94%</b>
<b>Total Market</b>	<b>624.62</b>	<b>100.00%</b>

الشركات العشر الأولى حسب القيمة السوقية (مليار ر.ق.)  
Top Ten Stocks by Market Cap. (bn QR)



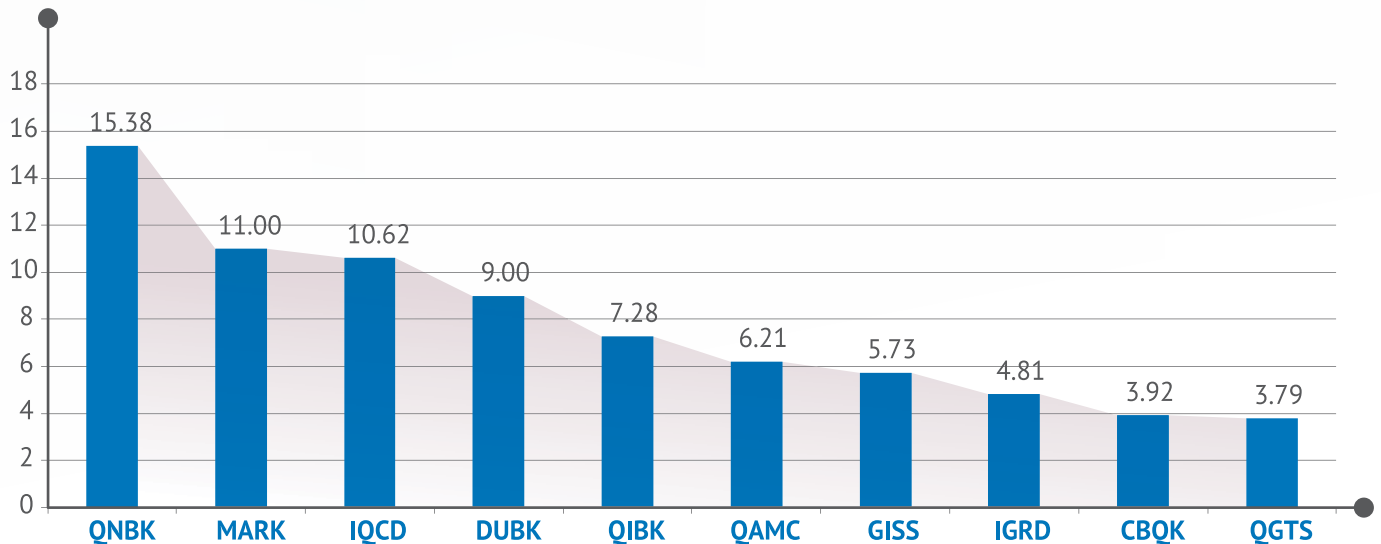
## ترتيب الشركات العشر الأولى حسب قيمة الأسهم المتداولة

### Top Ten Active Stocks by Traded Value

ترتيب الشركات العشر الأولى حسب قيمة الأسهم المتداولة (مليار ر.ق.)  
Top Ten Active Stocks by Traded Value (billion Q.R.)

الشركة Company	قيمة الأسهم المتداولة (مليار ر.ق.) Traded Value (bn Q.R.)	النسبة إلى الإجمالي (%) Percentage to Total Market (%)
QNBK	15.38	12.28%
MARK	11.00	8.78%
IQCD	10.62	8.48%
DUBK	9.00	7.19%
QIBK	7.28	5.81%
QAMC	6.21	4.96%
GISS	5.73	4.58%
IGRD	4.81	3.84%
CBQK	3.92	3.13%
QGTS	3.79	3.02%
<b>Total</b>	<b>77.74</b>	<b>62.05%</b>
<b>Total Market</b>	<b>125.27</b>	<b>100%</b>

الشركات العشر الأولى حسب قيمة الأسهم المتداولة (مليار ر.ق.)  
Top Ten Active Stocks by Traded value (bn QR)

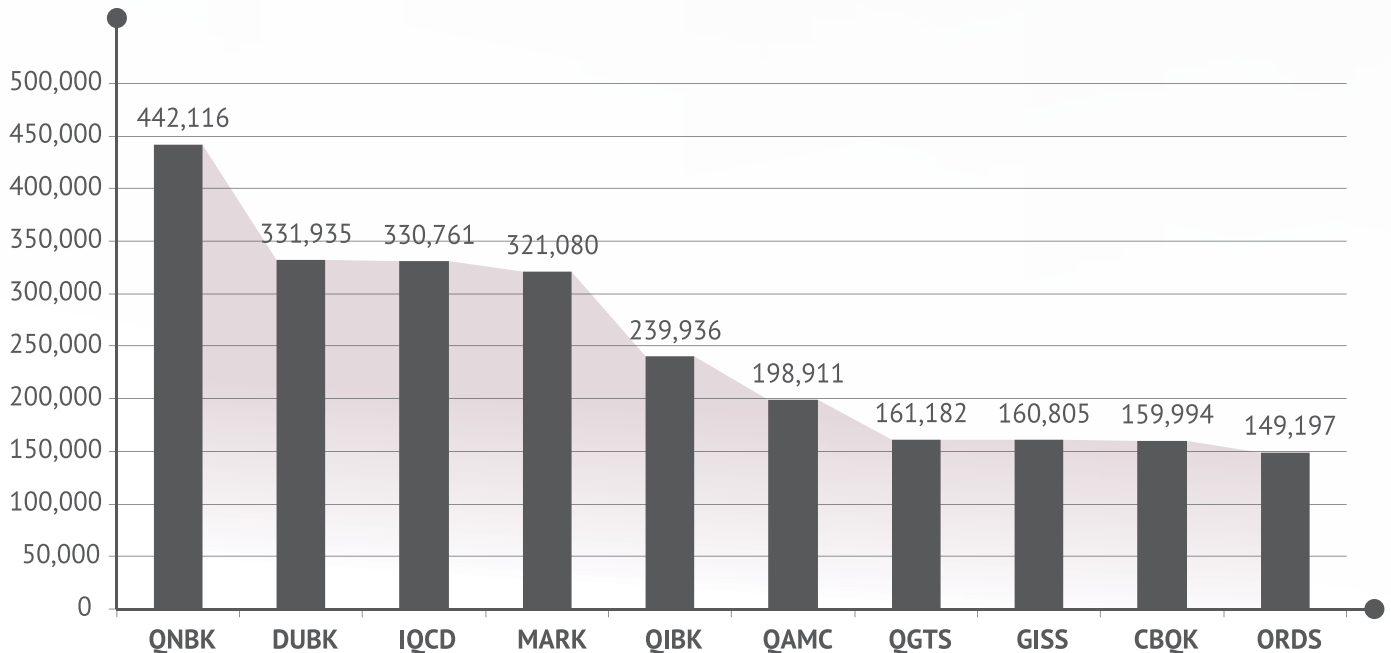


## ترتيب الشركات العشر الأولى حسب عدد الصفقات المنفذة Top Ten Active Stocks by number of transactions

ترتيب الشركات العشر الأولى حسب عدد الصفقات المنفذة  
Top Ten Active Stocks by number of transactions

الشركة Company	عدد الصفقات المنفذة Number of Transactions	النسبة إلى الإجمالي (%) Percentage to Total Market (%)
QNBK	442,116	10.37%
DUBK	331,935	7.79%
IQCD	330,761	7.76%
MARK	321,080	7.53%
QIBK	239,936	5.63%
QAMC	198,911	4.67%
QGTS	161,182	3.78%
GISS	160,805	3.77%
CBQK	159,994	3.75%
ORDS	149,197	3.50%
<b>Total</b>	<b>2,495,917</b>	<b>58.55%</b>
<b>Total Market</b>	<b>4,263,177</b>	<b>100%</b>

الشركات العشر الأولى حسب عدد الصفقات المنفذة  
Top Ten Active Stocks by number of transactions

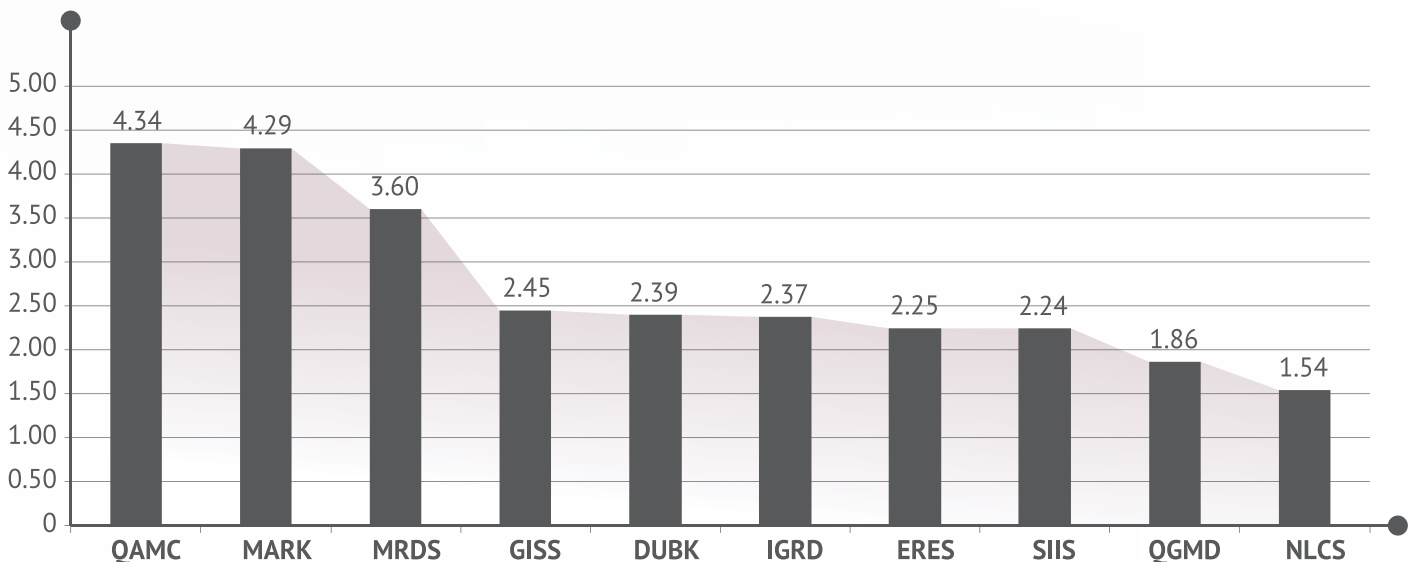


## ترتيب الشركات العشر الأولى حسب عدد الأسهم المتداولة Ten Most Active Stocks (Shares) by Volume

ترتيب الشركات العشر الأولى حسب عدد الأسهم المتداولة  
Top Ten Active Stocks (Shares) by Volume

الشركة Company	عدد الأسهم المتداولة (مليار سهم) Traded Volume (billion Shares)	النسبة إلى الإجمالي (%) Percentage to Total Market (%)
QAMC	4.34	9.74%
MARK	4.29	9.62%
MRDS	3.60	8.07%
GISS	2.45	5.49%
DUBK	2.39	5.37%
IGRD	2.37	5.32%
ERES	2.25	5.04%
SIIS	2.24	5.02%
QGMD	1.86	4.18%
NLCS	1.54	3.46%
<b>Total</b>	<b>27.34</b>	<b>61.30%</b>
<b>Total Market</b>	<b>44.61</b>	<b>100%</b>

الشركات العشر الأولى حسب عدد الأسهم المتداولة (مليار سهم)  
Top Ten Active Stocks by Volume (billion shares)



## نشاط التداول القطاعي

### Trading Activities by Sector

#### نشاط التداول القطاعي

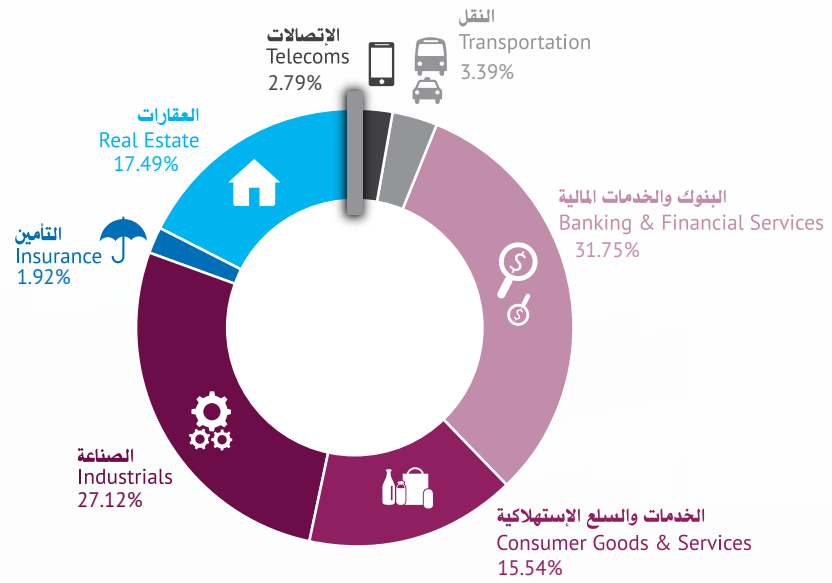
#### Trading Activities by Sector

القطاع Sector	عدد الشركات No. of Companies	عدد الأسهم المتداولة Trading Volume (Shares)		قيمة الأسهم المتداولة Trading Value (Q.R.)		عدد الصفقات Number of Transactions	
		عدد الأسهم Number of Shares	النسبة من % إجمالي السوق % to Total Market	القيمة Value	النسبة من % إجمالي السوق % to Total Market	الصفقات Transactions	النسبة من % إجمالي السوق % to Total Market
البنوك والخدمات المالية Banks and Financial Services	13	14,163,070,996	31.75%	55,817,757,489	44.56%	1,808,468	42.42%
الخدمات والسلع الاستهلاكية Consumer Goods and Services	12	6,932,042,151	15.54%	14,015,309,198	11.19%	482,845	11.33%
الصناعة Industrials	10	12,099,856,014	27.12%	33,033,865,295	26.37%	1,066,267	25.01%
التأمين Insurance	7	855,844,629	1.92%	2,077,298,461	1.66%	68,012	1.60%
العقارات Real Estate	4	7,801,861,651	17.49%	8,413,309,729	6.72%	340,976	8.00%
الاتصالات Telecoms	2	1,243,520,996	2.79%	5,010,189,622	4.00%	213,900	5.02%
النقل Transportation	3	1,513,176,878	3.39%	6,901,089,022	5.51%	282,709	6.63%
المجموع Total	51	44,609,373,315	100%	125,268,818,816	100%	4,263,177	100%



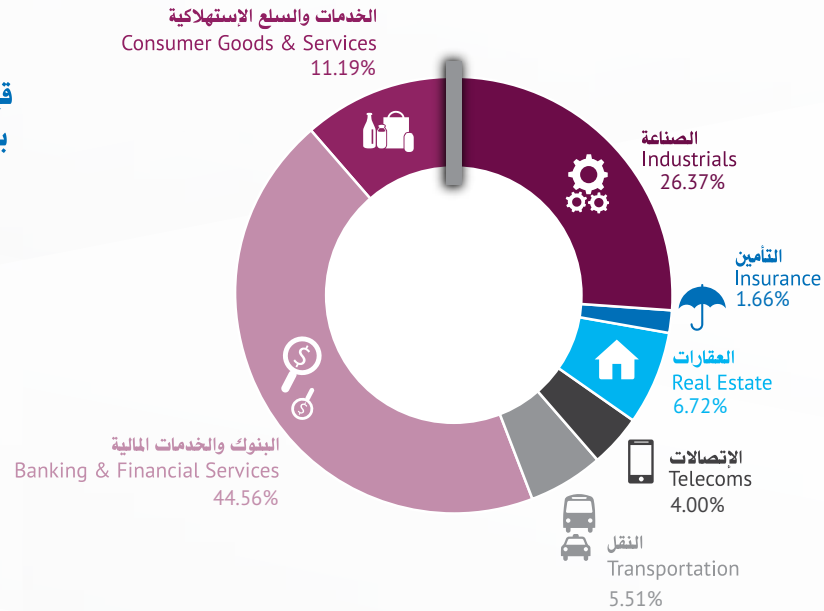
عدد الأسهم المتداولة  
بحسب كل قطاع (%)

Traded Shares  
by Sector (%)



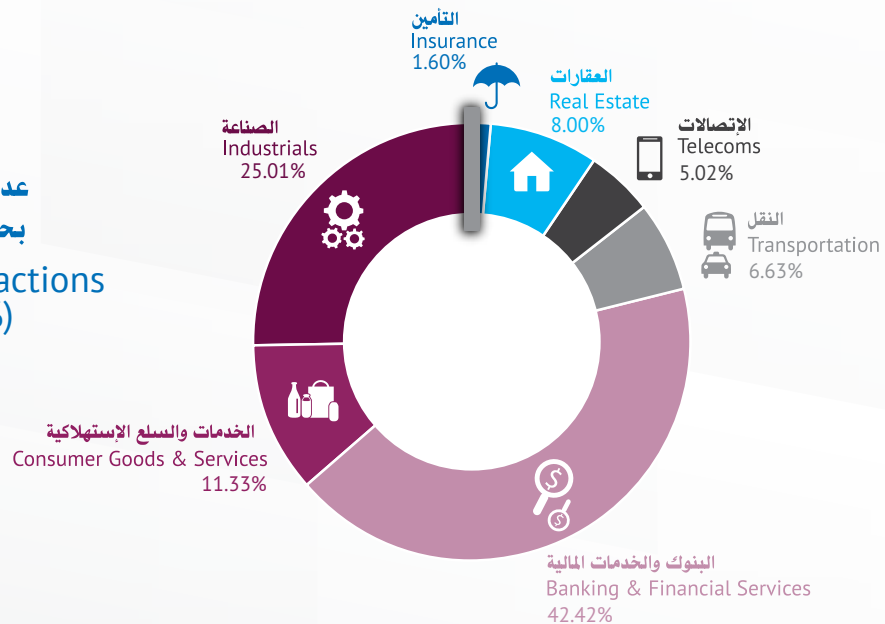
قيمة الأسهم المتداولة  
بحسب كل قطاع (%)

Traded Value  
by Sector (%)



عدد الصفقات المنفذة  
بحسب كل قطاع (%)

No. of Transactions  
by Sector (%)



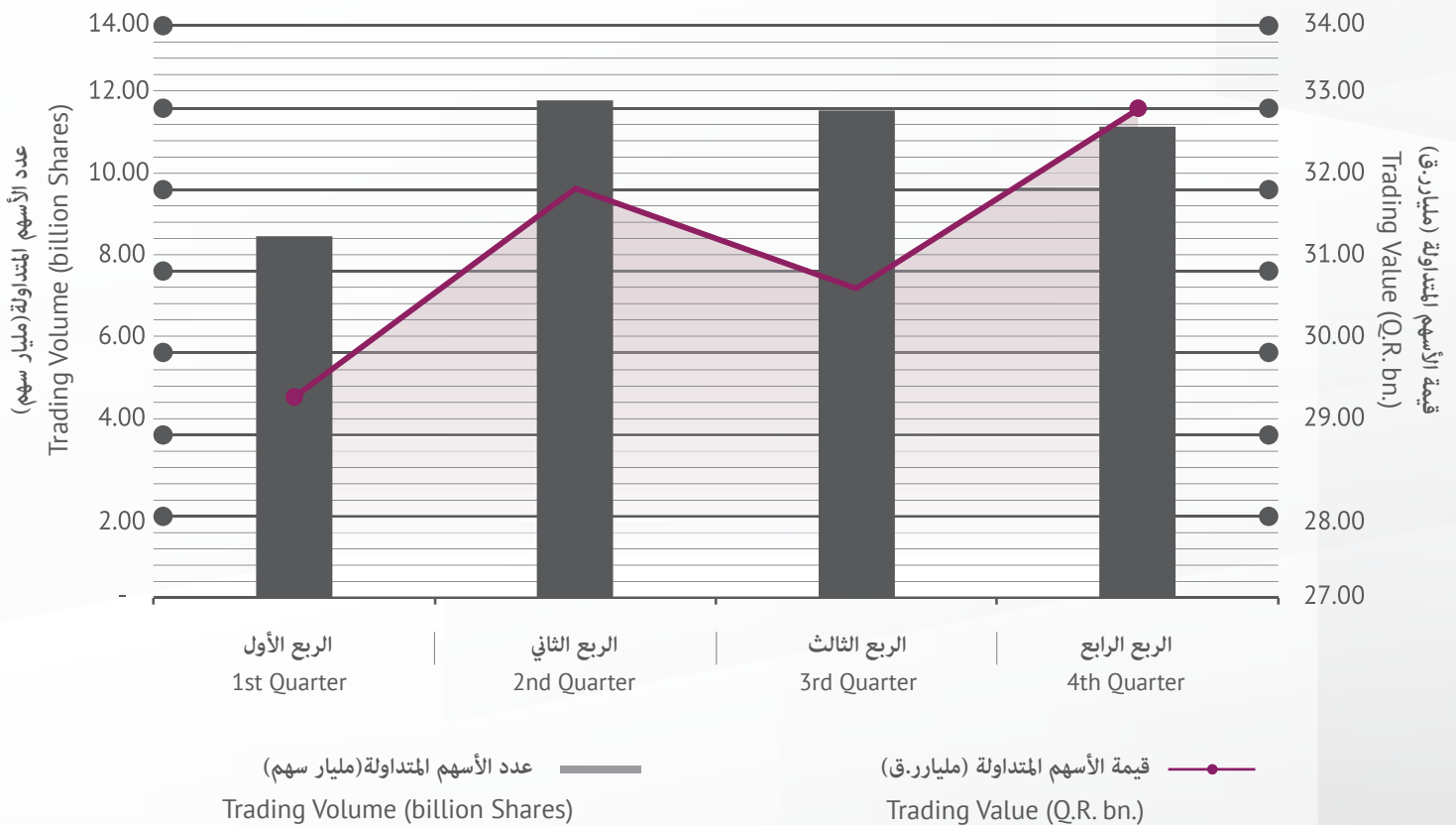
## تطور النشاط التداول الرباعي في السوق ٢٠٢٣

### Quarterly Market Performance 2023

#### نشاط التداول الرباعي QSE Quarterly Market Performance

الربع Quarter	عدد الأسهم المتداولة (مليار سهم) Traded Volume (billion Shares)	قيمة الأسهم المتداولة (مليار سهم) Traded Value (billion Q.R.)	عدد الصفقات Number of Transactions
1st Quarter الربع الأول	8.92	29.51	991,577
2nd Quarter الربع الثاني	12.33	32.01	1,065,074
3rd Quarter الربع الثالث	11.86	30.78	1,100,252
4th Quarter الربع الرابع	11.49	32.97	1,106,274
<b>Total الإجمالي</b>	<b>44.61</b>	<b>125.27</b>	<b>4,263,177</b>

#### عدد وقيمة الأسهم المتداولة ربعيا Number & Value of Traded Shares By Quarter 2023



## تطور نشاط التداول في السوق منذ النشأة

### Market Performance Since Inception

الأداء السنوي للتداول في السوق (٢٠٢٣ - ٢٠٠٠)  
Market Performance Since Inception (2000- 2023)

السنة Year	عدد الأسهم المتداولة (مليار سهم) Traded Volume (billion Shares)	قيمة الأسهم المتداولة (مليار ر.ق) Traded Value (Q.R bn)	عدد الصفقات المنفذة Number of Transactions
2023	44.61	125.27	4,263,177
2022	45.38	160.38	4,130,883
2021	47.04	112.78	2,467,115
2020	55.16	105.78	2,287,321
2019	11.42	67.70	1,529,017
2018	2.29	68.50	1,042,985
2017	2.47	66.25	834,394
2016	1.98	68.99	997,482
2015	2.30	93.72	1,190,807
2014	4.44	199.29	2,058,604
2013	1.94	74.89	961,811
2012	2.43	70.67	881,638
2011	2.30	83.42	1,119,099
2010	2.09	67.19	1,052,392
2009	3.45	92.16	1,690,085
2008	3.89	175.55	2,179,861
2007	3.41	108.93	1,811,779
2006	1.87	74.94	1,732,638
2005	1.03	102.84	1,130,047
2004	0.31	23.09	284,644
2003	0.19	11.72	134,696
2002	0.08	3.22	29,787
2001	0.05	1.50	15,771
2000	0.03	0.87	12,225

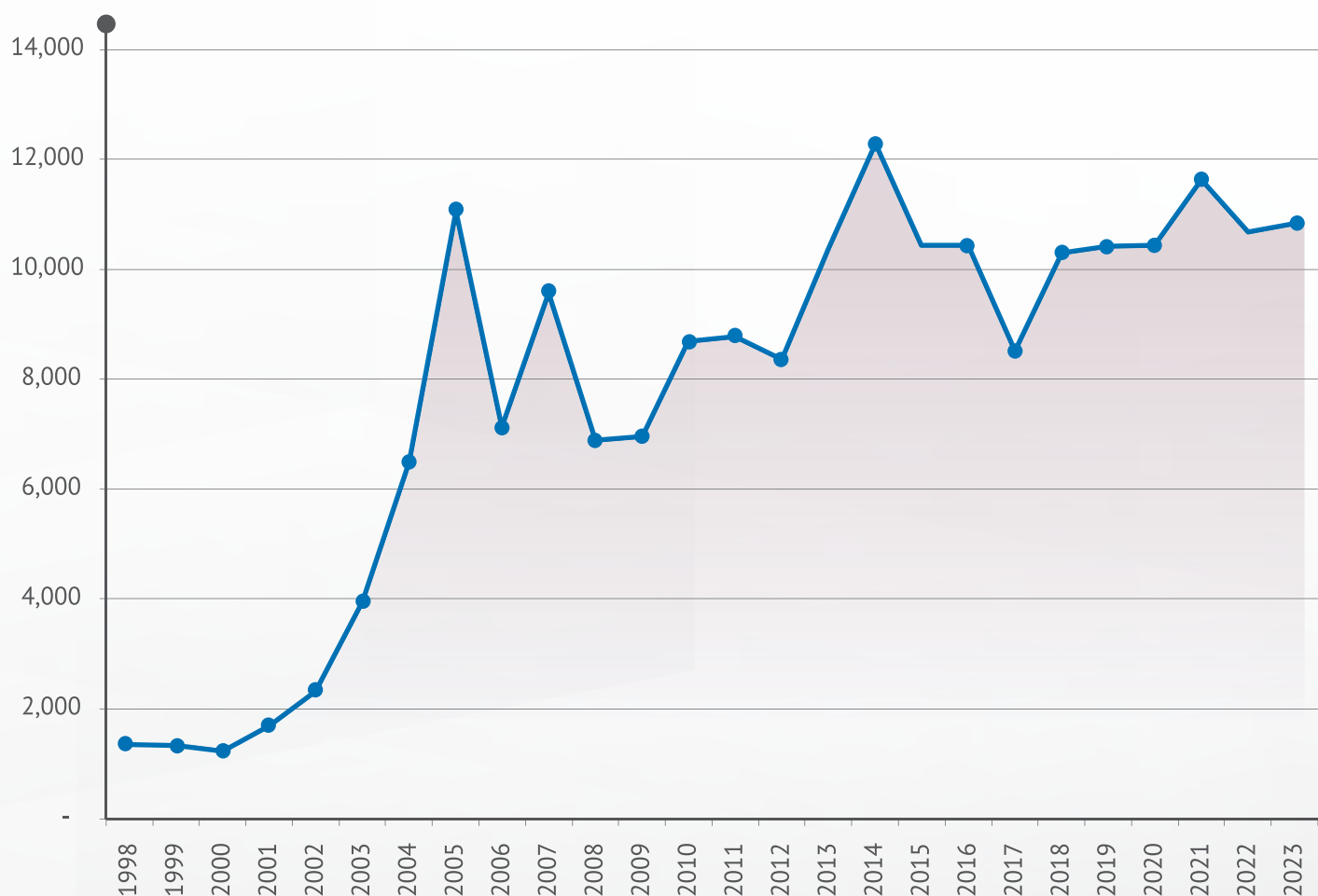
## مؤشر بورصة قطر QE Index

الإغلاقات السنوية لمؤشر بورصة قطر في الفترة ٢٠٢٣- ٢٠٠٠  
QE Index Annual Closing between 2000-2023

السنة Year	النقاط Points	التغير عن السنة الماضية Prior Year Change	% التغير % Change
2023	10,830.63	149.56	1.40
2022	10,681.07	(944.74)	-8.13
2021	11,625.81	1,189.85	11.40
2020	10,435.96	10.45	0.10
2019	10,425.51	126.50	1.23
2018	10,299.01	1,775.63	20.83
2017	8,523.38	(1,913.38)	-18.33
2016	10,436.76	7.40	0.07
2015	10,429.36	(1,856.42)	-15.11
2014	12,285.78	1,906.19	18.36
2013	10,379.59	2,020.65	24.17
2012	8,358.94	(420.09)	-4.79
2011	8,779.03	97.38	1.12
2010	8,681.65	1,722.48	24.75
2009	6,959.17	73.05	1.06
2008	6,886.12	(2,694.33)	-28.12
2007	9,580.45	2,447.45	34.31
2006	7,133.00	(3,920.06)	-35.47
2005	11,053.06	4,559.44	70.21
2004	6,493.62	2,546.92	64.53
2003	3,946.70	1,622.86	69.84
2002	2,323.84	631.64	37.33
2001	1,692.20	458.90	37.21
2000	1,233.30	(107.70)	-8.03

الإغلاقات السنوية لمؤشر بورصة قطر في الفترة ١٩٩٧ - ٢٠٢٣

QE Index Annual Closing Since 1998 to 2023



## مؤشرات بورصة قطر QSE Indices

المؤشرات Indices			
المؤشر Index	قيمة المؤشر Current Index Value	قيمة التغير Change Value	%نسبة التغير Change %
المؤشر العام General Index	10,830.63	149.56	▲ 1.40
مؤشر العائد الإجمالي QE Total Return Index	23,244.04	1,365.73	▲ 6.24
مؤشر بورصة قطر الريان الإسلامي - السعر QE Al Rayan Islamic Index - Price	2,380.80	-27.06	▼ -1.12
مؤشر بورصة قطر الريان الإسلامي QE Al Rayan Islamic Index	4,763.91	172.45	▲ 3.76
مؤشر جميع الأسهم QE All Share Index	3,629.57	179.16	▲ 5.19
مؤشر جميع أسهم البنوك والخدمات المالية All Share Banks & Financial Services Index	4,580.53	149.81	▲ 3.38
مؤشر جميع أسهم الخدمات والسلع الاستهلاكية All Share Consumer Goods & Services Index	7,575.67	-339.46	▼ -4.29
مؤشر جميع أسهم الصناعة All Share Industrials Index	4,116.01	334.87	▲ 8.86
مؤشر جميع أسهم التأمين All Share Insurance Index	2,632.42	445.99	▲ 20.40
مؤشر جميع أسهم العقارات All Share Real Estate Index	1,501.50	-58.51	▼ -3.75
مؤشر جميع أسهم الاتصالات All Share Telecoms Index	1,705.50	387.00	▲ 29.35
مؤشر جميع أسهم النقل All Share Transportation Index	4,285.25	-50.35	▼ -1.16

## سوق الشركات الناشئة و صناديق المؤشرات المتداولة

### Venture Market and ETFs

سوق الشركات الناشئة Venture Market			
الملخص Summary			
بيانات الفترة Period's Data	2023	2022	2021
عدد الأسهم المتداولة Volume of Shares Traded	150,807,117	87,908,769	123,487,230
قيمة الأسهم المتداولة (ر.ق) Value of Shares Traded (QR)	241,991,140	657,673,754	346,203,978
عدد الصفقات Number of Transactions	17,810	31,935	9,467
عدد أيام التداول Number of Trading Days	250	249	179*
متوسط قيمة التداول اليومي (ر.ق) Average Daily Trading Value (QR)	967,965	2,641,260	1,934,100
عدد إصدارات الأسهم الجديدة No. of New Listings	1	0	2
قيمة إصدارات الأسهم الجديدة مليون (ر.ق) Nominal Value of New Listings (QR Million)	207	0	290
تم إطلاق سوق الشركات الناشئة في أبريل 2021 *Venture Market Launched in April 2021			

ETFs Trades		تداولات صناديق المؤشرات المتداولة		
ETFs	الأصول المدارة Assets Under Management	حجم التداول Volume Traded	قيمة التداول Value Traded	عدد الصفقات Number of Trades
QATR	489,020,160	23,239,072	54,405,905.217	1,889
QETF	426,041,558	4,578,904	46,894,819.177	2,531
المجموع Total	915,061,718	27,817,976	101,300,724.394	4,420

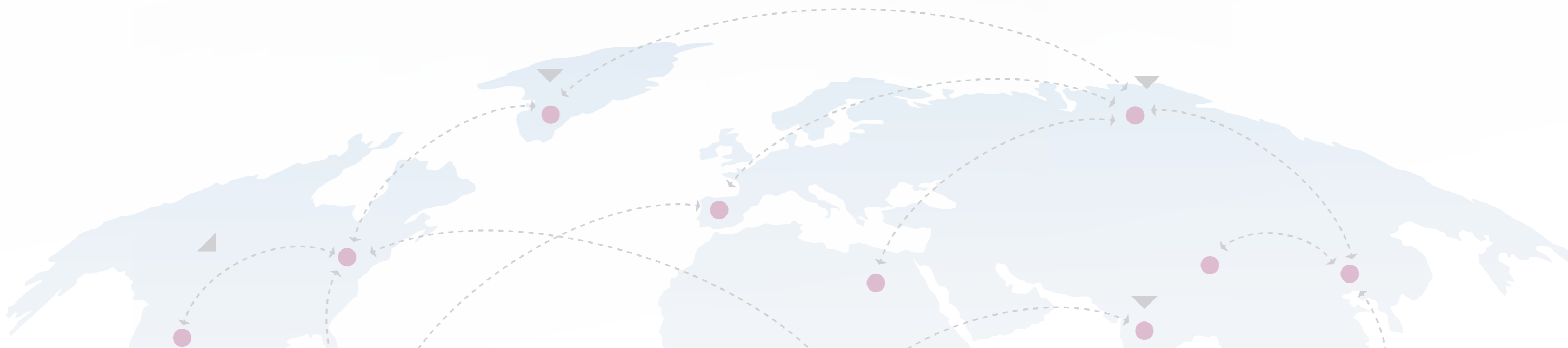
Venture Market Trades		تداولات سوق الشركات الناشئة		
Venture Market 2023 Traded Value	القيمة السوقية Market Cap (mn QR)	حجم التداول Volume Traded	قيمة التداول Value Traded	عدد الصفقات Number of Trades
FALH	203	59,765,526	55,985,048.805	3,815
MHAR	307	91,041,591	186,006,090.851	13,995
المجموع Total	510	150,807,117	241,991,140	17,810

حقوق الإكتتاب Rights Issue	حجم التداول Volume Traded	قيمة التداول Value Traded	عدد الصفقات Number of Trades
R007	3,140,144	1,323,502	509

## Shareholders by Activity (2023)

## المساهمون حسب النشاط (2023)

الجنسية Nationality	نوع المساهم Type	نوع الصفقة Transaction Type	عدد الشركات No. of Traded Companies	حجم التداول Traded Volume	قيمة التداول Traded Value	نسبة قيمة التداول Traded Value (%)	نسبة إجمالي الشراء Total Buy (%)	نسبة إجمالي البيع Total Sell (%)
المساهمون القطريون Qatari	أفراد Individuals	Buy شراء	51	18,454,654,347	36,449,906,305.133	29.097%	60.297%	61.672%
		Sell بيع	51	18,509,459,805	37,270,578,508.302	29.752%		
	مؤسسات Institutions	Buy شراء	50	11,709,996,665	39,083,506,492.925	31.2%		
		Sell بيع	50	12,019,082,141	39,986,225,976,980	31.92%		
المساهمون الخليجيون GCC	أفراد Individuals	Buy شراء	50	246,998,973	473,108,909.681	0.378%	5.588%	4.383%
		Sell بيع	50	276,703,556	585,300,559.122	0.467%		
	مؤسسات Institutions	Buy شراء	49	1,023,441,052	6,526,679,493,152	5.21%		
		Sell بيع	49	753,679,789	4,905,141,020.433	3.916%		
المساهمون العرب Arab	أفراد Individuals	Buy شراء	51	7,439,320,036	13,473,148,590.472	10.755%	10.762%	10.843%
		Sell بيع	51	7,457,701,872	13,543,537,796,938	10.812%		
	مؤسسات Institutions	Buy شراء	14	4,275,611	9,002,512,161	10.812%		
		Sell بيع	16	18,830,997	39,182,112.937	0.007%		
المساهمون الأجانب Foreigners	أفراد Individuals	Buy شراء	50	1,523,414,561	3,377,828,195.543	0.031%	23.352%	23.102%
		Sell بيع	51	1,509,186,841	3,325,279,053.324	2.696%		
	مؤسسات Institutions	Buy شراء	48	4,207,272,070	25,875,638,316.436	2.655%		
		Sell بيع	49	4,064,728,314	25,613,573,787.467	20.447%		





بورصة قطر  
Qatar Stock Exchange



# ANNUAL REPORT

# 2023